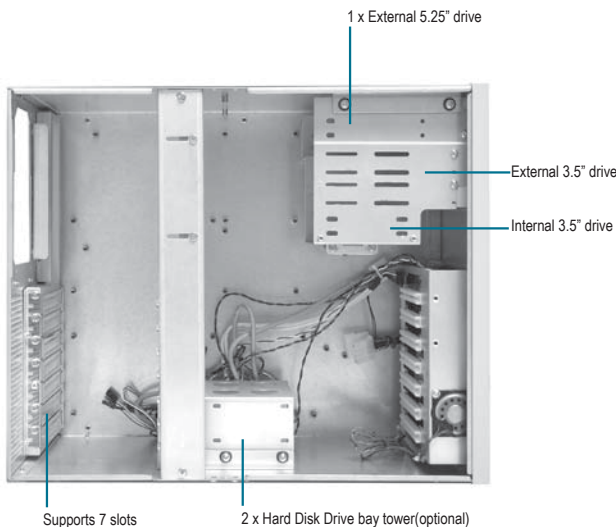
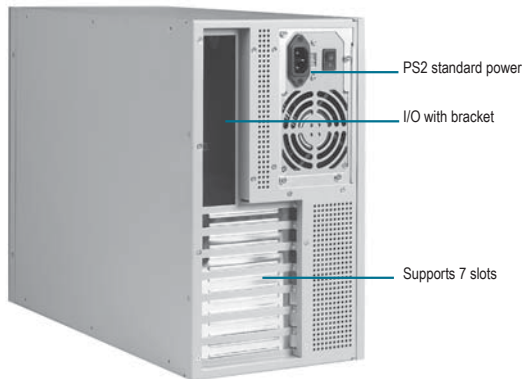



AMC-280M

7-slot Wallmount Chassis Industrial Main Board Supports



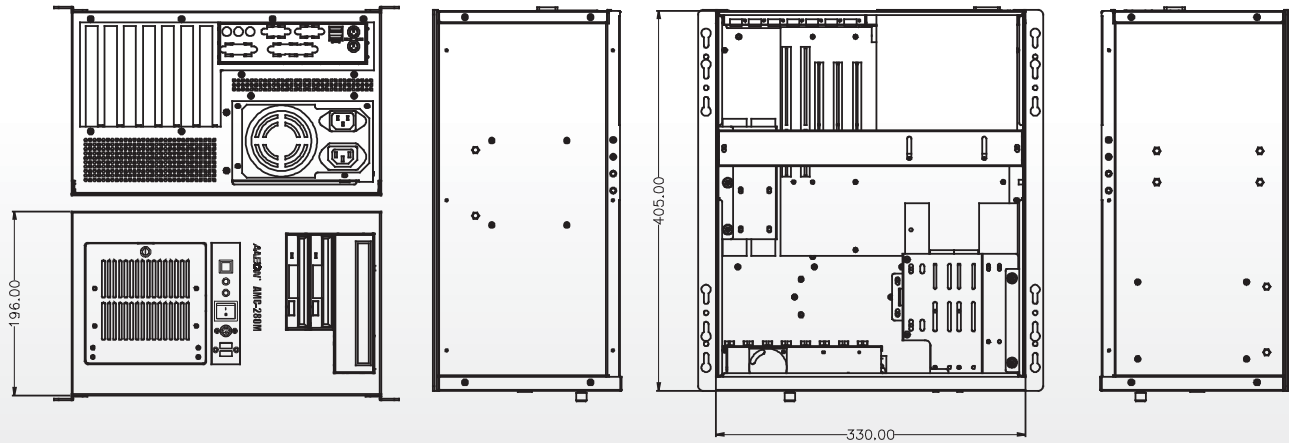
Features

- 7-slot Wallmount Chassis
- Supports ATX, Micro ATX Form Factor Motherboard
- Supports Standard PS/2 AT/ATX Power Up to 400W
- One or Two(Optional) Front Panel 3.5" Floppy Disk Drive or Hard Disk Drive Bay
- One Front Panel 5.25" Disk Drive Bay For Removable Hard Disk or CD-ROM
- Up to 3 (Optional) Internal 3.5" Hard Disk Drive Bay For Micro ATX Form Factor Motherboard
- PS/2 Keyboard And USB Connector On Front Panel
- Optional For RAID Drive Tower

Specifications

System	
Construction	Heavy-duty steel
Storage	External: One or two (optional) 3.5" Floppy Hard Disk Drive One 5.25" CD-ROM or Removable Hard Disk Drive Internal: Up to 3 (Optional) 3.5" Hard Disks
System Fan	One 12cm ball Bearing Fans with removable filter
Front I/O panel	Power ON/OFF Switch X 1 Reset Button X 1 Power ON LED X 1 Hard Disk Drive Active LED X 1 PS/2 Keyboard Connector X 1 USB x 2
Rear I/O panel	I/O with bracket depended on Motherboard
Color	White
Dimensions	13"(W) x 16.1"(D) x 6.8"(H) (330mm x 408mm x 172mm)
Carton Size	18" (W) x 20.3" (D) x 11.1" (H) (457mm x 515mm x 281mm)
Net Weight	19.8 lb (9kg)
Gross Weight	22 lb (10kg)
Environmental	
Operating Temperature	32°F ~ 122°F (0°C ~ 50°C)
Storage Temperature	-4°F ~ 176°F (-20°C ~ 80°C)
Operating Humidity	10 ~ 90%
Storage Humidity	10 ~ 90% @ 40°C, non-condensing
Vibration	0.5G / 5 ~ 500Hz / operation (2.5" Hard Disk Drive) 1.5G / 5 ~ 500Hz / no operation
Shock	15G peak acceleration (11 m sec. duration), operation 30G peak acceleration (11 m sec. duration), non operation

Dimension Unit: mm



Power Supply Options

P/N	TYPE	PFC Support	Input Voltage	Watt	Size
PW-P300-S-00	AT	Non-PFC	Switch 115/230V	300W	PS2
PW-X250-S-00	ATX	Non-PFC	Switch 115/230V	250W	PS2
PW-X300-S-00	ATX	Non-PFC	Switch 115/230V	300W	PS2
PW-S250-S-00	ATX	Passive PFC	Switch 115/230V	250W	PS2
PW-S250-F-00	ATX	Passive PFC	Fixed 230V	250W	PS2
PW-S300-F-00	ATX	Passive PFC	Fixed 230V	300W	PS2
PW-S350-F-00	ATX	Passive PFC	Fixed 230V	350W	PS2

P/N	TYPE	PFC Support	Input Voltage	Watt	Size
PW-Z300-A-00	ATX	Active PFC	Auto 115-230V	300W	PS2
PW-Z350-A-00	ATX	Active PFC	Auto 115-230V	350W	PS2
PW-Z400-A-00	ATX	Active PFC	Auto 115-230V	400W	PS2
PW-R400-A-00	ATX	Active PFC	Auto 100-240V	400W Redundant	PS2
PW-R460-A-00	ATX	Active PFC	Auto 100-240V	460W Redundant	PS2

Industrial Motherboard Options

CPU Card	CPU Level	Remark
FWB-880M	Socket LGA775, Pentium® 4 / Celeron®-D CPU up to 3.8GHz (533/800/1066)	Recommend with min. 300W power supply

Ordering Information

Model/Name	Description	Remark
AMC-280M-W	ATX/Micro ATX, Wallmount, Bare Chassis, for PS2 Power, PS_SW(ATX), Color: White	

01

Full-size SBC

02

Half-size SBC

03

Industrial Motherboard

04

Industrial Chassis

05

Firewall Platform

06

Industrial Backplanes

07

Daughter Board

08

Embedded Motherboards

09

Mini PCI Modules

10

Sun-readable LCD Monitors

11

Accessories