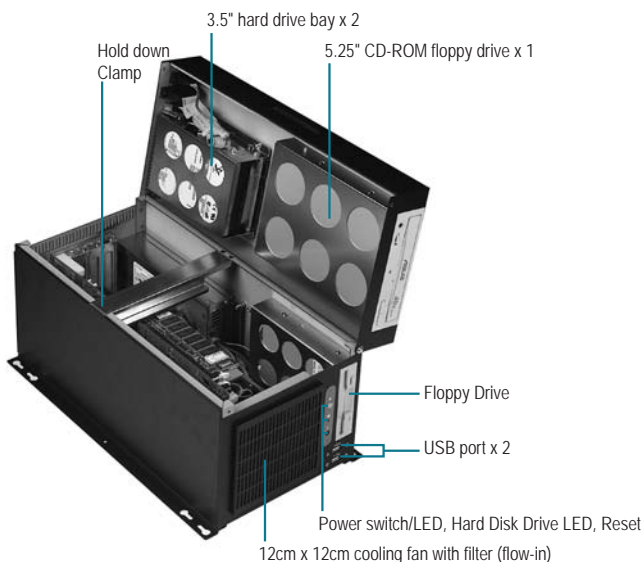
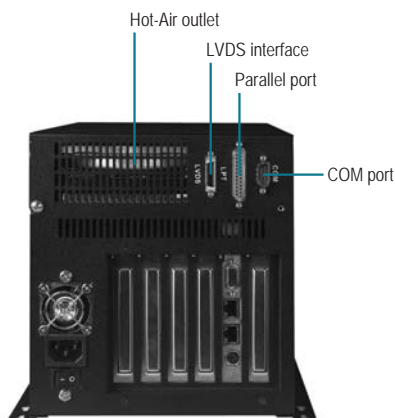


AEC-206

Industrial Computing Platform Partner

6-slot Industrial Wallmount IPC System



Features

- Supports High Performance Full-size CPU Cards and 6-slot PICMG Bus Passive Backplanes
- Supports Wallmount or Desktop Applications
- Supports one Front Accessible 5.25" CD-ROM and 3.5" Floppy Disk Drive, and Two Internal 3.5" Hard Disk Drive
- One Easy-to-replace Ball Bearing Cooling Fan with Filter for Card Area
- Supports One Card Hold-down Bar

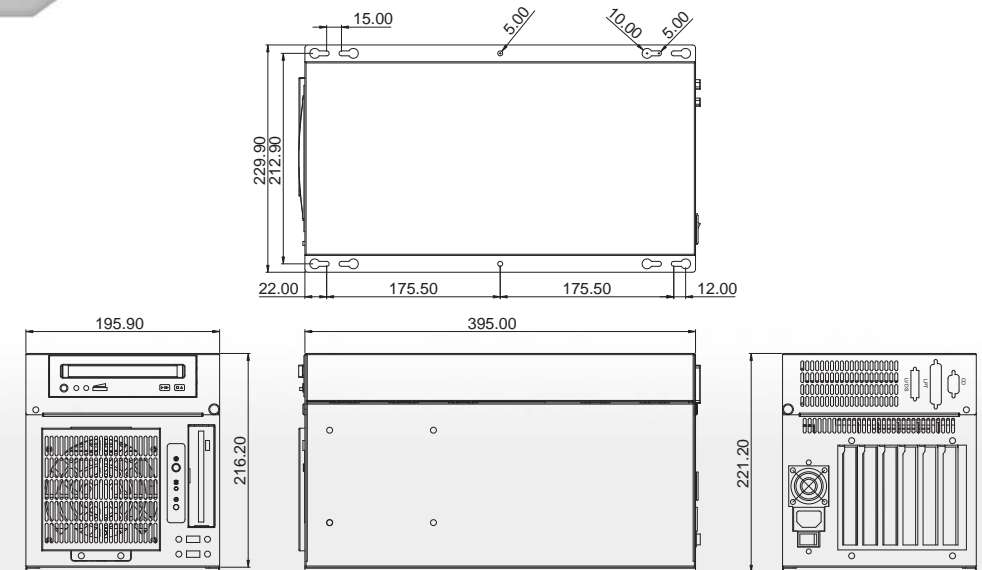


Specifications

Main Specifications	
Drive Bay	5.25" x 1 (front accessible) 3.5" x 1 (front accessible) 3.5" x 2 (Internal)
System Fan	12cm x 12cm ball bearing fan with removable filter (flow-in) x 1
System Control	Power on / off switch with LED x 1 Reset button x 1
Indicator	Hard Disk Drive active LED x 1
I/O Port (Front)	USB port x 2
I/O Port (Rear)	COM port x 1 Parallel port x 1 reserved cutout for LVDS connector x 1
Mechanical	
Construction	Heavy-duty steel chassis
Color	Black
Dimension	9.05" (W) x 8.51" (H) x 15.55" (D) (230mm x 216.2mm x 395mm)
Carton Dimension	22.44" (W) x 7.87" (H) x 14.33" (D) (570mm x 200mm x 364mm)
Net Weight	17lb (7.8kg)
Gross Weight	20lb (9.2kg)
Environmental	
Operating Temperature	32°F ~ 113°F (0°C ~ 45°C)
Storage Temperature	32°F ~ 167°F (0°C ~ 75°C)
Operating Humidity	5 ~ 95% @ 40°C, non-condensing
Vibration	1G / 5 ~ 500Hz / random operation
Shock	15G peak acceleration (11 msec. duration)
EMC	CE/FCC class A

Dimension

Unit: mm



Power Supply Options

P/N	Watt	Type	Input	Output / Mini-load						Safety	EMI	MTBF
				+3.3V	+5V	+12V	-5V	-12V	5VSB			
1757215001	150W	AT	AC 110/220V	—	14A	8A	0.2A	1A	—	UL/CSA/CB/TUV	FCC/CE	100,000hrs
				—	1A	0.5A	—	—	—			
1757215002	150W	ATX	AC 110/220V	7A	12A	5A	0.2A	0.3A	2A	UL/CSA/CB/TUV	FCC/CE	50,000hrs
				0.5A	1A	0.5A	—	—	—			
1757220001	200W	ATX 12V	AC 110/220V	14A	21A	10A	0.5A	1A	3A	UL/CSA/CB/TUV/Nordic	FCC/CE	100,000hrs
				1A	3A	1A	—	—	—			

Passive Backplane Options

Model Name	Backplane Type	Slots						Power Connector	Configuration Standard
		Total	PCISA	PCI	ISA	PICMG	System		
BP-206SI-V60	ISA	6	—	—	6	—	single	±5V, ±12V	ISA
BP-206SG-P4-A11-01	PICMG/PCI/ISA	6	—	4	2	2	single	ATX, AT	PICMG

Ordering Information

P/N	Product Description
AEC-206-B	Wallmount 6-slot Chassis. Bare for PS2 Power. PS_SW (ATX). Black
AEC-206G4-X25-B	AEC-206-B Wallmount 6-slot Chassis. BP-206SG-P4. 250W PS2 ATX. Black
AEC-206G4-860B-X25-B	AEC-206-B. Wallmount 6-slot Chassis. FSB-860B. BP-206SG-P4. 250W PS2 ATX. Black
AEC-206G2	Wallmount 6-slot Chassis. BP-206SG, 250W ATX PSU, Black

- 1 Full-size SBC
- 2 Half-size SBC
- 3 Embedded Motherboards
- 4 Mini PCI Modules
- 5 Industrial Backplanes
- 6 Industrial Chassis
- 7 Sun-readable LCD Monitors
- 8 Accessories