


# BP-206SS-P4-A11

Wallmount

Industrial Computing Platform Partner

Wallmount, PCISA 6-slot Backplane, 4 PCI, 3 PCISA, Single Segment




## Features

- PCI x 4
- PCISA x 3
- Fan Connector x 2
- ATX Control Connector x 1
- ATX Power Connector x 1
- Single System
- Dimension: 5.3" x 7.4" (134mm x 188mm)

# BP-206SP-P4-A10

Wallmount

Wallmount, PCI 6-slot Backplane, 4 PCI, Single Segment




## Features

- PCI x 4
- PICMG\_PCI x 2
- Fan Connector x 2
- ATX Connector x 1
- ATX Power Connector x 1
- Single System
- Dimension: 5.3" x 7.4" (134mm x 188mm)

# BP-205SP-P4-A12

Wallmount

Wallmount, PCI 5-slot Backplane, 1 PICMG, 4 PCI, Single Segment



## Features

- PCI x 4
- PICMG\_PCI x 1
- Fan Connector x 2
- ATX Connector x 1
- ATX Power Connector x 1
- Single System
- Dimension: 4.2" x 7.3" (106mm x 186mm)