

# The Weidmüller Catalogue System Industry 2002

Sectional catalogue 1:

## **Terminals 2002**

W-Series Ex Terminals - ATEX  
Z-Series Terminals in power supply applications  
IDC-Series KLBÜ shield connection  
SAK-Series Accessories

Sectional catalogue 5:

## **Enclosures 2002**

Mild steel enclosures Polystyrole enclosures  
Die cast aluminium enclosures Assembly service  
Polyester GRP enclosures Cable glands  
Polycarbonate enclosures Accessories

Sectional catalogue 2:

## **PCB Components 2002**

PCB Terminals  
PCB Connectors

Sectional catalogue 6:

## **Tools 2002**

Certification of tools Testers  
Cutting tools Automatic machines  
Stripping tools Ferrules  
Crimping tools Crimp sets  
Screw driving tools Special tools

Sectional catalogue 3:

## **Heavy Duty Connectors 2002**

HA, HE, HD, HDD, HVE, HSB, DSTVK plus DSTV-HD-Series  
ConCept  
ModuFlex  
HDC-Kits  
Single contacts  
Accessories  
Cable glands

Sectional catalogue 7:

## **Installation Products 2002**

Terminal markers  
Conductor and cable markers  
Equipment and installation markers  
Labels  
Marking systems  
Cable ties  
Installation products

Sectional catalogue 4:

## **Electronics 2002**

Terminal blocks with electronic components  
Interface units  
PLC system interface  
Digital signal processing  
Analogue signal processing  
Power supply units  
Overvoltage protection  
Modules for different functions  
Component holders and housings  
Markers


Sectional catalogue 8:

## **Fieldbus-Components 2002**

SAI - Sensor-Actuator-Integrator  
A well designed system for direct installation  
SAI for passive system-cabling  
SAI with plug-in connection hood  
Cable available as piece part  
SAI - Integrators in applications  
SAI - Actuator-Integrator PASSIVE  
SAI - Actuator-Integrator ACTIVE  
PROFIBUS-PA T-Connector  
Typical system layout  
Applications

For further information on our worldwide activities please refer to the last pages of this catalogue.

# The Weidmüller Catalogue System Industry 2002



Sectional catalogue 1:

## **Terminals 2002**


Cat. No. german: 5629090000  
Cat. No. english: 5628980000



Sectional catalogue 5:

## **Enclosures 2002**


Cat. No. german: 5629130000  
Cat. No. english: 5629020000



Sectional catalogue 2:

## **PCB Components 2002**


Cat. No. german: 5629100000  
Cat. No. english: 5628990000



Sectional catalogue 6:

## **Tools 2002**


Cat. No. german: 5629140000  
Cat. No. english: 5629030000



Sectional catalogue 3:

## **Heavy Duty Connectors 2002**

Cat. No. german: 5629110000  
Cat. No. english: 5629000000



Sectional catalogue 7:

## **Installation Products 2002**


Cat. No. german: 5629150000  
Cat. No. english: 5629040000



Sectional catalogue 4:

## **Electronics 2002**

Cat. No. german: 5629120000  
Cat. No. english: 5629010000



Sectional catalogue 8:

## **Fieldbus-Components 2002**

Cat. No. german: 5629160000  
Cat. No. english: 5629050000



Catalogue

## **Core Assortment 2002**

Cat. No. german: 5629170000  
Cat. No. english: 5629060000

Complete set of 8 sectional catalogues. German: Cat.No. 5629200000 / English: Cat.No. 5629190000. Additional: Catalogue slip case only: 5619250000

### Ordering hint

We now only use 10-digit catalogue numbers.

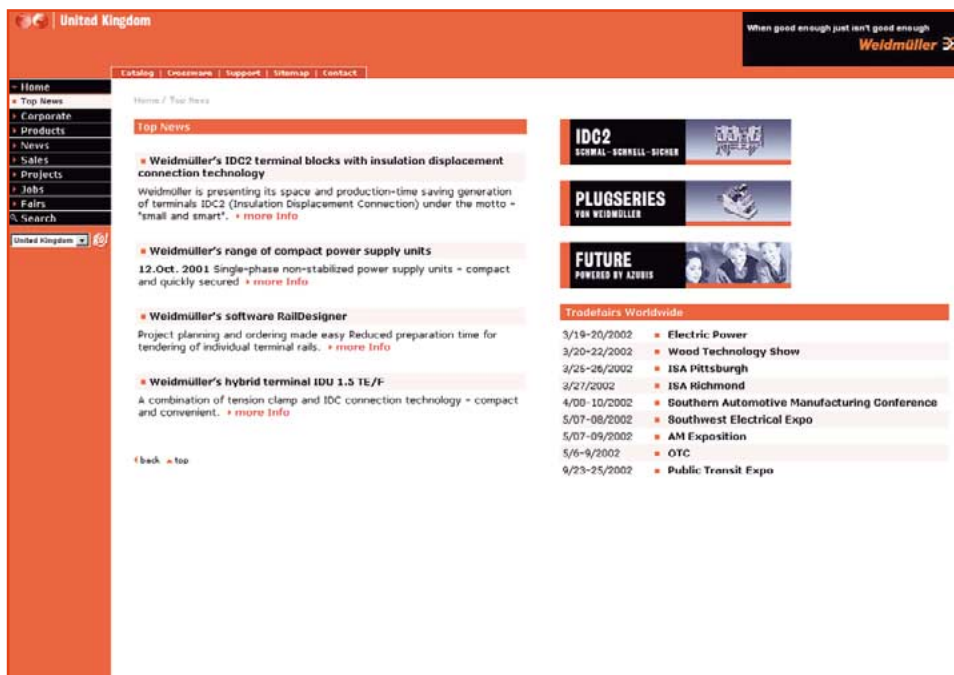
Please note: The four digits may refer to a product variation (for example: 102998 0000 = standard and 102998 1111 = associated variation).

Wherever possible, please utilise 10-digit numbers only.

The official Weidmüller-Website contains information about the latest innovations, trade-show dates, press reports, certifications, software demos and much more.

**www.weidmueller.com ...**


**... the address for up-to-date information**



<b>Table of contents</b>		<b>Page</b>
<b>Terminal markers</b>		<b>4 - 21</b>
Selection table		6 - 9
dekafix (MC)		10 - 11
WS (MC)		12 - 13
ZS MC		14
MultiFit, GWS MC		16 - 17
Tag carrier		18 - 21
<hr/>		
<b>Conductor and cable markers</b>		<b>22 - 41</b>
Selection table		23
SlimFix MC		24 - 25
SlimFix Clip MC		26
M-Fix		27
Partex PA, PC, PK		28 - 29
Partex accessories		30 - 31
Stainless steel markers PKS		32 - 33
Transparent sleeves		34 - 35
Inlay tags		36 - 37
WKS		37
WKM a. ESO		38
Heat-shrinkable tubes CLS		39
WriteOn, MarkOn Tape		40 - 41
<hr/>		
<b>Equipment and installation markers</b>		<b>42 - 47</b>
ESG MC		44
SwitchMark MC		45
LogiMark		46
ClipCard		47
<hr/>		
<b>Labels</b>		<b>48 - 53</b>
CompTab		48
LaserMark		49
ThermoMark		50
KSW		52 - 53
<hr/>		
<b>Marking systems</b>		<b>54 - 65</b>
SpeedMarking Laser		59
PrintJet		60
Plotter, Plotter accessories		61 - 62
ThermoCard Printer		63
ThermoMark Pro Printer		64
Software		65
<hr/>		
<b>Cable ties</b>		<b>66 - 69</b>
<hr/>		
<b>Installation products</b>		<b>70 - 73</b>
Junction box connector		72
Lighting connector		73
<hr/>		
<b>Indices</b>		<b>74 - 95</b>
Index for standard prints		74 - 81
Index for type and order numbers		82 - 95


## Index installation products

### Terminal markers



**dekafix (DEK)**

Page 10



**WS**

Page 12




**ZS**

Page 14



**MultiFit**

Page 16



**GWS**

Page 17



**STI**

Page 15

### Tag carrier



**T 3...T 6 / T 6/1**

Page 18



**TBS 1**

Page 18



**SnapMark I**

Page 18



**WT 4...6**

Page 19



**SchT 1 / SchT 3**

Page 19



**SchT 5 / SchT 5 S**

Page 19



**SchT 7**

Page 20




**SchT 8**

Page 20



**SchT 9/4 SchT14/6**

Page 20



**WGB 5 / WGB 8**

Page 21



**WAD**


Page 21



**ZGB 15 / 30**


Page 21

### Conductor / cable markers



**SlimFix - MC**

Page 24



**SlimFix Clip - MC**

Page 26



**M-Fix**

Page 27



**Partex PA / PC**

Page 28



**Partex PK**

Page 28



## Index installation products

### Conductor markers / cable markers



**Partex roll / narrow roll / MultiPack**

Page 29



**Partex accessories**

Page 30, 31



**WeidSteel**

Page 32, 33



**PT Slim**

Page 34



**TM**

Page 34



**TMX-HF**

Page 35




**TM-HF**

Page 35



**PM**

Page 35



**TM-I - MultiCard**

Page 36



**X-Card**

Page 37



**WKS**

Page 37



**WKM**

Page 38



**CLS / CLS...HF**


Page 39



**WriteOn**


Page 40

### Equipment markers




**ESG - MC**

Page 44




**SwitchMark**

Page 45



**LogiMark**

Page 46



**ClipCard**

Page 47


## Index installation products

### Labels / Marking strips




**PF**

Page 36



**ESO**

Page 38



**PageTab**

Page 48



**TabPack**

Page 48



**CompTab CTMT 302 / 60**

Page 48



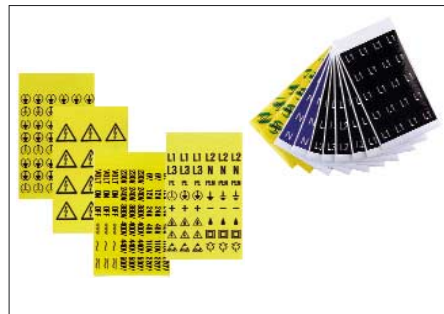
**LaserMark**

Page 49




**ThermoMark**

Page 50



**Symbol-/Service pack**

Page 51



**MarkO Cards**

Page 51



**KSW**

Page 52, 53

### Marking systems



**SMark-Laser**

Page 59



**PrintJet**

Page 60



**IP-220 standard / special**

Page 61



**MC-Mobilo + accessories**

Page 61 /62



**ThermoCard Printer**

Page 63

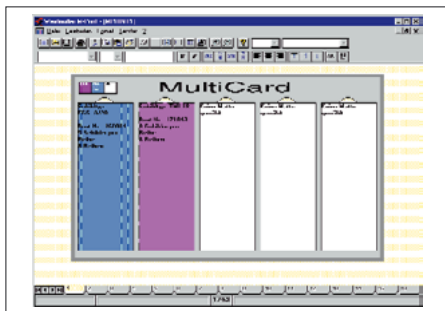


**ThermoMark Pro Printer**

Page 64

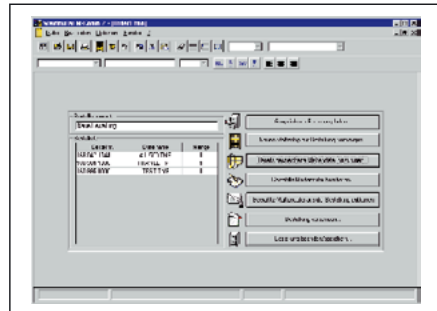
## Index installation products

### Software



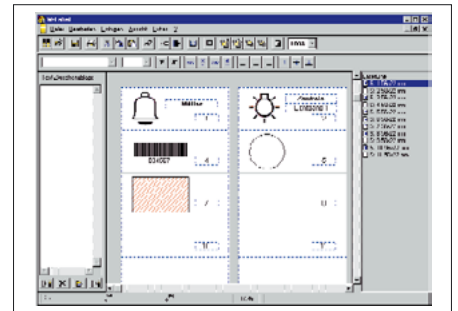
**M-Print**

Page 65



**M-Comm 2**

Page 65



**M-Label**

Page 65

### Cable ties



**Cable ties CB**

Page 68



**Tool RT 1**

Page 68



**Steel cable ties**

Page 69



**Steel cable ties PKS**

Page 69

### Installation



**Junction box connector**

Page 72




**Lighting connector**

Page 73



## The MultiCard Concept



The MultiCard can be printed by all marking systems, be it with the rapid SMark laser, the innovative PrintJet, the reliable plotter or the compact MC-Mobilo!

**SMark laser printer**



**PrintJet inkjet printer**



**Plotter**




**MC-Mobilo**



# The MultiCard Concept

## Terminal Markers



DEK



WS



ZS



Multifit



GWS


## Equipment Markers

The MultiCard concept is the Weidmüller standard for modern, innovative marking systems. With nearly 50 variations, the MultiCard offers markers for Weidmüller terminals, terminals from other manufacturers, conductors and cables, as well as for individual machines and equipment. The concept features excellent material and high-quality processing and its advantages are clear:

- An optimum fit, even onto longer terminal strips, by using single tags
- Project labelling areas provide additional marking space for your data
- Reduced marking time using strips of single clip-on tags
- Project labelling areas assigned to strips
- Quicker marker application by way of a distinct sorting process
- Easy separation of individual tags
- Combination with existing marking solutions possible
- Compatible with all Weidmüller MultiCard marking systems



ESG



SwitchMark

## Cable Markers



SlimFix




SlimFix Clip



TM I (Inlay tag)

## Terminal Markers



## Terminal Markers



Almost any marking task involving any type of terminal block can be tackled using the Weidmüller range of terminal markers.

Whether a clamping point needs multi-character marking, ready-to-use markers with standard or custom printing, white or coloured markers or group marking – our extensive product range offers an uncomplicated, quick and clear solution.

The following table shows which markers are recommended for each individual series of terminals.

The key factor for selecting a marker is the size of pitch. For example, a WDU 2.5

terminal has a pitch size of 5mm and a WS 12/5 is 12 mm in length and has a pitch size of 5mm. Whole terminal blocks can be marked strip by strip with these details using the Weidmüller system.

If a terminal with a larger pitch size has to be marked (e.g. WDU 16), a smaller marker can be clipped on. The markers are of course to a large extent compatible with one another.

For detailed information on selection, please see the selection table opposite.

The classic markers DEK and WS are both available as ready-to-use markers.

These markers are also available in MultiCard format for in-house printing.

MultiCard – designed for printing with SMark laser, PrintJet, IP-220 plotter or MC-Mobilio.

A small selection of terminal marker samples is available in our sample bag.

Order no.: **1646670000**.



# Selection Table

	Terminal width	Marker			Tag carrier system																								
		dekafix	WS	ZS	WS 3	S 10	BZP 2	SchT 1	SchT 3	SchT 7	SchT 8/TBS 1	SchT 9/4	SchT 14/6	WTS 3/4	WGB 5/WAD 5	WGB 8/WAD 8	WAD 12	WAD 27	T 3	T 4	T 5	T 6	WT 4	WT 5	WT 6	ZGB			
AK 4	6	-																	X										
AKB 4	6	see AKZ 4																											
AKE 2.5	5	see AKZ 2.5																											
AKZ 1.5...	5	-	5	-	-	-	-	-	-	-	-	-	-	-	-	-	-	-	-	-	-	-	-	-	-	-	-	-	
AKZ 2.5...	5	-	5	-	-	-	-	-	-	-	-	-	-	-	-	-	-	-	-	-	-	-	-	-	-	-	-	-	
AKZ 4...	6	-	6	8/5	-	-	-	-	-	-	-	X	-	-	-	-	-	-	-	X	-	-	-	-	-	-	-	-	
AKZ 4 SS	6	-	6	8/5	-	-	-	-	-	-	-	X	-	-	-	-	-	-	-	X	-	-	-	-	-	-	-	-	
AKZ 4 ST	6	see AKZ 4 SS																											
ASK 1	8	-	8	10/5	-	-	-	-	-	-	-	-	-	-	-	-	-	-	-	X	-	-	-	-	-	-	-	-	
AST 1	6.5	-	6.5	8/5	-	-	-	-	-	-	-	-	-	-	-	-	-	-	-	X	-	-	-	-	-	-	-	X	
AST 3	6.5	-	6.5	8/5	-	-	-	-	-	X	X	X	-	X	X	-	-	-	-	X	-	-	-	-	-	-	-	-	
AST 4	6.5	-	6.5	8/5	-	-	-	-	X	X	X	-	X	X	-	-	-	-	-	X	-	-	-	-	-	-	-	-	
AST 5	6.5	-	6.5	12/6.5	-	-	-	-	-	-	-	X	-	-	-	-	-	-	-	X	X	-	-	-	-	-	-	X	
AVR 4	6.55	-	6.5	-	-	-	-	-	-	-	-	-	-	-	-	-	-	-	-	-	-	-	-	-	-	-	-	-	
BZT ZVL 1.5	5.08	-	5	12/5	-	-	-	-	-	-	-	-	-	-	-	-	-	-	-	-	-	-	-	-	-	-	-	-	
DK 4 Q	6	-	6	-	-	-	-	-	-	X	-	X	X	-	-	-	-	-	-	X	X	-	-	-	-	-	-	-	
DK 4 S	6	-	6	-	-	-	-	-	-	-	X	-	X	X	-	-	-	-	-	X	X	-	-	-	-	-	-	-	
DKI; DKIS 4;DKIT4	6	-	6	-	-	-	-	-	-	-	-	-	-	-	-	-	-	-	-	-	-	-	-	X	-	-	-	-	
DKT 4	6	-	6	-	-	-	-	-	-	-	-	-	-	-	-	-	-	-	-	-	-	-	-	-	-	-	-	-	
DLA 2.5...	6	-	6	8/5	-	X	-	-	-	-	X	X	X	X	-	-	-	-	-	-	-	-	-	X	-	-	-	-	
DLD 2.5...	6	-	6	8/5	-	X	-	-	-	-	X	X	X	X	-	-	-	-	-	-	-	-	-	X	-	-	-	-	
DLJ 2.5	6	-	6	8/5	-	X	-	-	-	-	X	X	X	X	-	-	-	-	-	-	-	-	-	X	-	-	-	-	
DSG 1.5	5.08	-	5	-	-	-	-	-	-	-	-	-	-	-	-	-	-	-	-	-	-	-	-	-	-	-	-	-	
DSK 1.5	5	-	5	-	-	-	-	-	-	-	-	-	-	-	-	-	-	-	-	-	-	-	-	-	-	-	-	-	
EK 10	10	-	5	8/5	-	-	-	-	X	X	X	-	X	X	X	-	-	-	-	X	X	-	-	-	-	-	-	-	
EK 16	12	-	5	8/5	-	-	-	-	X	X	X	-	X	X	X	-	-	-	-	X	X	X	-	X	-	-	-	-	
EK 2.5 N	6	-	6	8/5	-	-	-	-	X	X	X	-	X	X	X	-	-	-	-	X	X	-	-	-	-	-	-	-	
EK 35	18	-	5	8/5	-	-	-	-	X	X	X	-	X	X	X	-	-	-	-	X	X	X	-	X	-	-	-	-	
EK 4	8	-	8	8/5	-	-	-	-	X	X	X	-	X	X	X	-	-	-	-	X	X	-	-	-	-	-	-	-	
EW 15	9.5	-	5	12/5	-	-	X	X	X	X	X	-	X	-	X	-	-	-	-	X	X	X	X	X	X	X	X	-	
EW 15/2	8	-	5	-	-	-	-	-	-	-	-	-	-	-	-	-	-	-	-	-	-	-	-	-	-	-	-	-	
EW 35	8.5	-	5	8/5	-	-	X	X	X	X	-	-	-	X	-	-	-	-	-	X	X	X	X	X	X	X	X	-	
EWK	8.5	-	5	8/5	-	-	-	-	X	X	-	-	-	-	-	-	-	-	-	X	X	X	-	X	-	-	-	-	
EWK 1	8.5	-	5	8/5	-	-	X	X	X	X	-	-	-	X	-	-	-	-	-	X	X	X	X	X	X	X	X	-	
EWK 2	8.5	-	5	8/5	-	-	-	-	X	X	-	-	-	-	-	-	-	-	-	X	X	X	-	X	-	-	-	-	
IDU 1.5 N			5	10/5 2)*	10/5	-	-	-	-	-	-	-	-	-	-	-	-	-	-	-	-	-	-	-	-	-	-	X	
IDU 1.5 N/3AN	see IDU 1.5 N																												
IDU 1.5 N/4AN	see IDU 1.5 N																												
IDK 1.5N			5	10/5 2)*	10/5	-	-	-	-	-	-	X 3)*	-	-	-	-	-	-	-	-	-	-	-	-	-	-	-	-	
IDK 1.5N/V			5	10/5 2)*	10/5	-	-	-	-	-	-	-	-	-	-	-	-	-	-	-	-	-	-	-	-	-	-	X	
IDK 1.5N/ZF	see IDU 1.5 N/V																												
IDK 1.5N/ZB	see IDU 1.5 N/V																												
IPE 1.5N	see IDU 1.5 N/V																												
IPE 1.5N/3AN	see IDU 1.5 N/V																												
IPE 1.5N/4AN	see IDU 1.5 N/V																												
IPE 1.5N/PE	see IDU 1.5 N/V																												
IPE 1.5N/ZF	see IDU 1.5 N/V																												
IPE 1.5N/ZB	see IDU 1.5 N/V																												
ITR 1.5N	see IDU 1.5 N/V																												
ITR 1.5N/SI	see IDU 1.5 N/V																												
ITR 1.5N	see IDU 1.5 N/V																												
IEK 1.5N 3L PE	see IDU 1.5 N/V																												
IEK 1.5N 3L	see IDU 1.5 N/V																												
IEK 1.5N 4L PE	see IDU 1.5 N/V																												
IAK 1.5N 3L	see IDU 1.5 N/V																												
IJK 1.5N 3L	see IDU 1.5 N/V																												
IJK 1.5N 4L	see IDU 1.5 N/V																												
KDK S1... 1)*	8	-	8	8/5	-	-	-	-	-	-	-	-	-	-	-	-	-	-	-	X	-	-	-	-	-	-	-	-	
KSKM	13	-	5	8/5	-	X	-	-	-	-	-	-	-	-	-	-	-	-	-	-	-	-	-	X	-	-	-	-	
KST 5,6,8,10,12	24	-	5	8/5	-	X	-	-	-	-	-	-	-	-	-	-	-	-	-	X	X	-	-	X	X	X	X	-	
MAK 2.5	6	see VLI 1.5																											
SAK 10	10	-	5	8/5	-	-	-	-	X	X	X	X	X	X	X	-	-	-	-	X	X	-	-	-	-	-	-	-	
SAK 16	12	-	5	8/5	-	-	-	-	X	X	X	X	X	X	X	-	-	-	-	X	X	-	-	-	-	-	-	-	
SAK 2.5 KRG	6	-	6	8/5	-	-	-	-	-	X	X	-	X	X	X	-	-	-	-	X	X	-	-	-	-	-	-	-	
SAK 2.5 PA	6	-	6	8/5	-	-	-	-	-	X	X	X	X	X	X	-	-	-	-	-	-	-	-	-	X	-	-	-	
SAK 35	18	-	5	12/5	-	-	-	-	X	X	X	-	X	X	X	-	-	-	-	X	X	X	-	X	-	-	-	-	
SAK 35 N	16	-	5	12/5	-	-	-	-	X	X	X	-	X	X	X	-	-	-	-	X	X	X	-	X	-	-	-	-	
SAK 4...	6.5	-	6.5	8/5	-	-	-	-	X	X	X	X	X	X	X	-	-	-	-	X	X	-	-	-	-	-	-	-	
SAK 6 N	8	-	8	8/5	-	-	-	-	X	X	X	X	X	X	X	-	-	-	-	X	X	-	-	-	-	-	-	-	
SAK 70	22	-	5	12/5	-	-	-	-	X	X	X	-	X	X	X	-	-	-	-	X	X	X	X	X	X	X	X	-	

1)\* base off-centre, safety lever DEK 5, please specify mounting position 2)\* version WS 10/5 Middle 3)\* = SnapMark I



# Selection Table

## Terminals

## Markers

## Tag carrier system

Terminal width	Markers			Tag carrier system																						
	dekafix	WS	ZS	WS 3	S 10	BZP 2	SchT 1	SchT 3	SchT 7	SchT 8/TBS 1	SchT 9/4	SchT 14/6	WTS 9/4	WGB 5/WAD 5	WGB 8/WAD 8	WAD 12	WAD 27	T 3	T 4	T 5	T 6	WT 4	WT 5	WT 6	ZGB	
SAK 95	28	-	5	12/5	-	-	-	x	x	x	-	x	x	x	-	-	-	-	x	x	-	x	-	-	-	-
SAKA 10	12	-	5	8/5	-	-	-	x	x	x	-	x	x	x	-	-	-	-	x	x	-	-	-	-	-	-
SAKB 10	10	-	5	8/5	-	-	-	x	x	x	-	x	x	x	-	-	-	-	x	-	-	-	-	-	-	-
SAKC 10	12	-	5	8/5	-	-	-	x	x	-	-	-	-	-	-	-	-	-	x	-	-	-	-	-	-	-
SAKC 4	6.5	-	6.5	-	-	-	-	x	x	-	-	-	-	-	-	-	-	-	x	-	-	-	-	-	-	-
SAKD 2.5 N	5	-	5	-	-	-	-	-	-	x	-	x	-	-	-	-	-	-	x	x	-	-	-	-	-	-
SAKG 28, 32,...70	28	-	5	12/5	-	-	-	-	-	-	-	-	-	-	-	-	-	-	x	x	-	-	-	-	-	-
SAKK 10	8	-	-	-	-	-	-	-	-	-	-	-	-	-	-	-	-	-	-	-	-	-	-	-	-	-
SAKK 4	11.5	-	-	-	-	-	-	-	-	-	-	-	-	-	-	-	-	-	-	-	-	-	-	-	-	-
SAKR...	6.5	-	6.5	-	-	-	-	x	x	x	-	x	x	-	-	-	-	-	x	x	-	-	-	-	-	-
SAKS 1	13	-	5	8/5	-	-	-	x	x	-	-	-	x	-	-	-	-	-	x	x	-	-	-	-	-	-
SAKS 2	28	-	5	12/5	-	-	-	x	x	-	-	-	x	-	-	-	-	-	x	x	-	-	-	-	-	-
SAKS 3	13	see SAKS 1																								
SAKS 4	24	-	5	12/5	-	-	-	x	x	-	-	-	x	-	-	-	-	-	x	x	x	-	x	-	-	-
SAKS 5	28	-	5	12/5	-	-	-	x	x	-	-	-	x	-	-	-	-	-	x	x	x	-	x	-	-	-
SAKT 1	8	-	8	8/5	-	-	-	x	x	x	-	x	x	-	-	-	-	-	x	x	-	-	-	-	-	-
SAKT 2	8	-	8	12/5	-	-	-	x	x	x	-	x	x	-	-	-	-	-	x	x	x	x	x	x	x	-
SAKT 4	6	-	6	8/5	-	-	-	x	x	-	-	x	x	-	-	-	-	-	x	x	-	-	-	-	-	-
SS 6	18	-	5	12/5	-	-	-	-	-	-	-	-	-	-	-	-	-	-	x	x	-	-	x	-	-	-
SS 8, 10, 12	36	-	5	12/5	-	x	-	-	-	-	-	-	x	-	-	-	-	-	x	x	-	-	x	x	x	-
ST 5	16.3	-	5	-	-	-	-	-	-	-	-	-	-	-	-	-	-	-	-	-	-	-	-	-	-	-
STSL 5	16.3	see ST 5																								
TAL	4	-	-	10/3,5	-	-	-	-	-	-	-	-	-	-	-	-	-	-	-	-	-	-	-	-	-	-
TOP 4	6	-	6	10/5	-	-	-	-	-	-	-	-	-	-	-	-	-	-	x	-	-	-	-	-	-	x
VLI 1.5...	6	-	6	8/5	-	-	-	-	-	x	-	x	x	-	-	-	-	-	-	-	-	-	x	-	-	x
WDK 1.5/3.5	3.5	see WDU 1.5/3.5																								
WDK 2.5 400V	5	-	5	8/5	-	x	-	-	-	-	-	x	-	-	-	-	-	-	-	-	-	-	x	-	-	x
WDK 2.5 800V	6	-	6	8/5	-	x	-	-	-	-	-	x	-	-	-	-	-	-	-	-	-	-	x	-	-	x
WDK 2.5 D	5	see WDK 2.5																								
WDK 2.5 DU/PE	5	see WDK 2.5																								
WDK 2.5 E	5	see WDK 2.5																								
WDK 2.5 E																										
GET.SCH.	5	see WDK 2.5																								
WDK 2.5 F	5	-	5	8/5	-	x	-	-	-	-	-	x	-	-	-	-	-	-	-	-	-	-	-	x	-	x
WDK 2.5 FF	5	-	5	8/5	-	x	-	-	-	-	-	x	-	-	-	-	-	-	-	-	-	-	x	-	-	x
WDK 2.5 FFV	5	see WDK 2.5 FF																								
WDK 2.5 FV	5	see WDK 2.5 F																								
WDK 2.5 GD	5	see WDK 2.5																								
WDK 2.5 LD	5	see WDK 2.5																								
WDK 2.5 PE	5	see WDK 2.5																								
WDK 2.5 T	5	see WDK 2.5																								
WDK 2.5 TT	5	see WDK 2.5																								
WDK 2.5 V	5	see WDK 2.5																								
WDK 2.5/ BLA R5.08	5.08	-	5	8/5	-	-	-	-	-	-	-	-	x	-	-	-	-	-	x	x	-	-	-	-	-	-
WDK 2.5/ BLZ R5.08	5.08	s. WDK 2.5/BLA																								
WDK 2.5/ BLZ R7.62	7.62	-	5	5/7.62	-	-	-	-	-	-	-	-	x	-	-	-	-	-	x	x	-	-	-	-	-	-
WDK 2.5/ZQV	5	see WDK 2.5																								
WDL 2.5 TR-DU	6	see WDL 2.5/...																								
WDL 2.5/...	6	-	6	8/5	-	-	-	-	-	-	x	-	-	x	-	-	-	-	-	-	-	x	-	x	-	-
WDL 2.5/S/...	6	-	6	8/5	-	-	-	-	-	-	x	-	-	x	-	-	-	-	-	-	-	-	x	-	-	x
WDL 2.5/S/L/L	6	see WDL 2.5 /S/...																								
WDL 2.5/ S/NT/L/PE	6	see WDL 2.5 /S/...																								
WDL 2.5 TR-DU-PE	6	see WDL 2.5/...																								
WDT 1.5	6.5	-	6.5	8/5	-	-	-	-	-	-	-	-	-	-	-	-	-	-	x	-	-	-	-	-	-	-
WDTR 2.5...	6.2	-6	12/5	10/5	-	-	-	-	-	x	x	-	-	-	-	-	-	-	-	-	-	x	-	-	x	-
WDU 1.5 LD/BLA	5.08	see WDU 1.5/BLA																								
WDU 1.5/BLA	5.08	-	5	12/5	-	x	-	-	-	x	-	x	x	-	-	-	-	-	x	x	x	-	x	x	x	x
WDU 1.5/ BLZ R7.62	7.62	-	5	5/7.62	-	x	-	-	-	-	-	-	-	-	-	-	-	-	x	x	x	-	x	x	x	x
WDU 1.5/ BLZ/5.08	5.08	see WDU 1.5/BLA																								
WDU 1.5/ BLZ/LD/5.08	5.08	see WDU 1.5/BLA																								
WDU 1.5/ BLZ/R 5.08	5.08	see WDU 1.5/BLA																								

# Selection Table

## Terminals

## Markers


## Tag carrier system

Terminal width		Markers										Tag carrier system															
		dekafix	WS	ZS	WS 3	S 10	BZP 2	Scht 1	Scht 3	Scht 7	Scht 8/TBS 1	Scht 9/4	Scht 14/6	WTS 3/4	WGB 5/WAD 5	WGB 8/WAD 8	WAD 12	WAD 27	T 3	T 4	T 5	T 6	WT 4	WT 5	WT 6	ZGB	
WDU 1.5/R/BLA	5.08see WDU 1.5/BLA																										
WDU 1.5/3.5	3.5 -	3.5	-	-	-	-	-	-	-	-	-	-	-	-	-	-	-	-	-	-	-	-	-	-	-	-	-
WDU 1.5/ZZ	5 -	5	12/5		x	-	-	-	-	x	-	x	x	x	-	-	-	-	-	-	-	-	-	-	-	-	-
WDU 10	10 -	5	12/5		x	-	-	-	-	x	-	x	x	x	x	x	-	-	-	-	-	-	-	-	-	-	-
WDU 10 SL	10 -	5	12/5		-	-	-	-	-	x	-	x	x	x	x	x	-	-	-	-	-	-	-	-	-	-	-
WDU 120/150	32 -	5	12/5		x	-	-	-	-	-	-	-	x	-	-	-	-	x	x	x	-	-	-	-	-	-	-
WDU 16	12 -	5	12/5		x	-	-	-	-	x	-	x	x	x	x	x	-	x	-	-	-	-	-	-	-	-	-
WDU 16 N	12 -	5	12/5		-	-	-	-	-	x	-	x	x	x	-	-	-	-	-	-	-	-	-	-	-	-	-
WDU 16/ZA	12 see WDU 16																										
WDU 2.5	5 -	5	12/5		x	-	-	-	-	x	-	x	x	x	-	-	-	-	-	-	-	-	-	-	-	-	-
WDU 2.5 F	5 -	5	12/5		x	-	-	-	-	-	-	-	x	-	-	-	-	-	-	-	-	-	-	-	-	-	-
WDU 2.5 FF	5 -	5	12/5		x	-	-	-	-	x	-	-	-	x	-	-	-	-	-	-	-	-	-	-	-	-	-
WDU 2.5 L/LL	5 see WDU 2.5																										
WDU 2.5 N																											
(WDU 1.5)	5 -	5	12/5		x	-	-	-	-	x	-	x	x	-	-	-	-	-	-	-	-	-	-	-	-	-	-
WDU 2.5 T	5 -	5	12/5		x	-	-	-	-	x	-	x	-	x	-	-	-	-	-	-	-	-	-	-	-	-	-
WDU 2.5/1.5/ZR	5 see WDU 2.5																										
WDU 2.5/1.5/ZZ	5 -	5	12/5		x	-	-	-	-	x	-	x	x	-	-	-	-	-	-	-	-	-	-	-	-	-	-
WDU 2.5/10/BEZ	5 see WDU 2.5																										
WDU 1.5/																											
BLA R5.08	5.08see WDU 1.5/BLA																										
WDU 2.5/																											
BLZ R7.62	7.62-	5	5/7.62		x	-	-	-	-	-	-	-	-	-	-	-	-	x	x	x	-	-	-	-	-	-	-
WDU 35 N	16 -	5	12/5		-	-	-	-	-	x	-	x	x	-	-	-	-	-	-	-	-	-	-	-	-	-	-
WDU 35/ZA	16 see WDU 35 N																										
WDU 35	16 -	5	12/5		x	-	-	-	-	x	-	x	x	-	-	x	-	-	-	-	-	-	-	-	-	-	-
WDU 4	6 -	6	12/6		x	-	-	-	-	x	-	x	x	x	-	-	-	-	-	-	-	-	-	-	-	-	-
WDU 4 SA	6 see WDU 4																										
WDU 4 SL	6 -	6	12/6		-	-	-	-	-	x	-	x	x	x	-	-	-	-	-	-	-	-	-	-	-	-	-
WDU 4 SQ	6 -	6	12/6		x	-	-	-	-	x	-	x	-	x	-	-	-	-	-	-	-	-	-	-	-	-	-
WDU 4/10/BEZ	6 see WDU 4																										
WDU 6	8 -	8	12/5		x	-	-	-	-	x	-	x	x	x	x	-	-	-	-	-	-	-	-	-	-	-	-
WDU 6/10/BEZ	8 see WDU 6																										
WDU 6 SL	8 -	8	12/5		-	-	-	-	-	x	-	x	x	x	x	-	-	-	-	-	-	-	-	-	-	-	-
WDU 70/95	27 -	5	12/5		x	-	-	-	-	-	-	-	x	-	-	-	-	x	x	x	-	-	-	-	-	-	-
WDU 70N	20.5-	5	12/5		x	-	-	-	-	x	-	x	x	-	-	-	-	-	x	x	x	-	-	-	-	-	-
WDUL 4	6 see WDU 4																										
WEW 32/1	12.2see WEW 35/1																										
WEW 35/1	12.2-	5	12/5		x	x	x	-	-	x	-	x	x	-	-	-	-	-	-	-	-	-	-	-	-	-	-
WEW 35/2	8 -	8	12/5		x	x	x	-	-	x	-	x	x	-	-	-	-	-	-	-	-	-	-	-	-	-	-
WFF 35...	27 -	5	12/5		-	-	-	-	-	-	-	-	-	-	-	-	-	-	x	x	x	-	-	-	-	-	-
WMA 4	6 see WDU 4																										
WMA 4/4	6 see WDU 4																										
WMA 4/5	6 see WDU 4																										
WNT 10	10 -	5	12/5		x	-	-	-	-	x	-	x	x	-	-	-	-	-	-	-	-	-	-	-	-	-	-
WNT 16 N	12 -	5	12/5		-	-	-	-	-	x	-	x	x	-	-	-	-	-	-	-	-	-	-	-	-	-	-
WNT 2.5	5 -	5	12/5		-	-	-	-	-	x	-	x	x	-	-	-	-	-	-	-	-	-	-	-	-	-	-
WNT 35 N	16 -	5	12/5		-	-	-	-	-	x	-	x	x	-	-	-	-	-	-	-	-	-	-	-	-	-	-
WNT 4	6 -	6	12/6		x	-	-	-	-	x	-	x	x	-	-	-	-	-	-	-	-	-	-	-	-	-	-
WNT 6	8 -	8	12/5		x	-	-	-	-	x	-	x	x	-	-	-	-	-	-	-	-	-	-	-	-	-	-
WNT 70 N	20.5 -	5	12/5		x	-	-	-	-	x	-	x	x	-	-	-	-	-	-	-	-	-	-	-	-	-	-
WPE 1.5/ZZ	5 see WPE 2.5																										
WPE 10	10 -	5	12/5		x	-	-	-	-	x	-	x	x	-	-	-	-	-	-	-	-	-	-	-	-	-	-
WPE 120	32 see WDU 120/150																										
WPE 16	12 -	5	12/5		x	-	-	-	-	x	-	x	x	-	-	-	-	-	-	-	-	-	-	-	-	-	-
WPE 16 N	12 -	5	12/5		-	-	-	-	-	x	-	x	x	-	-	-	-	-	-	-	-	-	-	-	-	-	-
WPE 2.5	5 -	5	12/5		x	-	-	-	-	x	-	x	x	-	-	-	-	-	-	-	-	-	-	-	-	-	-
WPE 2.5 N																											
(WPE 1.5)	5 -	5	12/5		x	-	-	-	-	x	-	x	x	-	-	-	-	-	-	-	-	-	-	-	-	-	-
WPE 2.5/1.5/ZR	5 see WPE 2.5																										
WPE 35	16 -	5	12/5		x	-	-	-	-	x	-	x	x	-	-	-	-	-	-	-	-	-	-	-	-	-	-
WPE 4	6 -	6	12/6		x	-	-	-	-	x	-	x	x	-	-	-	-	-	-	-	-	-	-	-	-	-	-
WPE 6	8 -	8	12/5		x	-	-	-	-	x	-	x	x	-	-	-	-	-	-	-	-	-	-	-	-	-	-
WPE 70 N	20.5 see WDU 70 N																										
WPE 70/95	27 see WDU 70/95																										
WPO 4	6 -	6	10/6		-	-	-	-	-	-	-	-	-	-	-	-	-	-	-	-	-	-	-	-	-	-	-
WSI 6...	8 -	8	12/5		x	-	-	-	-	-	-	-	x	-	-	-	-	-	-	-	-	-	-	-	-	-	-
WTD 6/1	8 see WTL 6/1																										
WTL 6/1	8 -	8	12/5		-	-	-	-	-	-	-	-	x	-	-	-	-	-	x	x	x	-	-	-	-	-	-
WTL 6/1/STB	8 see WTL 6/1																										

# Selection Table

Terminals		Markers			Tag carrier system																						
Terminal width		dekafix	WS	ZS	WS 3	S 10	BZP 2	Scht 1	Scht 3	Scht 7	Scht 8/TBS 1	Scht 9/4	Scht 14/6	WTS 3/4	WGB 5/WAD 5	WGB 8/WAD 8	WAD 12	WAD 27	T 3	T 4	T 5	T 6	WT 4	WT 5	WT 6	ZGB	
WTL 6/2	8	-	8	12/5	-	-	-	-	-	-	-	-	-	x	-	-	-	-	-	x	x	x	-	x	x	x	x
WTL 6/3/STB	8	see WTL 6/2																									
WTL 6/1	8	see WTL 6/1																									
WTR 2.5	5	-	5	12/5	x	-	-	-	-	-	-	-	-	x	-	-	-	-	-	-	-	-	-	x	x	x	x
WTR 2.5 D	5	see WTR 2.5																									
WTR 2.5 L/LL	5	see WTR 2.5																									
WTR 2.5/ZZ	5	-	5	12/5	-	-	-	-	-	-	-	-	-	x	-	-	-	-	-	-	-	-	-	x	x	x	x
ZAP/TW ZIA 1.5/...	3.8	-	3.5	-	-	-	-	-	-	-	-	-	-	-	-	-	-	-	-	-	-	-	-	-	-	-	-
ZBLD 2.5/1.5	5	-	5	-	-	-	-	-	-	-	-	-	-	-	-	-	-	-	-	-	-	-	-	-	-	-	-
ZDK 2.5/1.5...	5	-	5	12/5	15/5	-	-	-	-	-	-	-	-	x	-	-	-	-	-	-	-	-	-	x	x	x	x
ZDK 4/S/...	6	-	6	-	12/6	-	-	-	-	-	-	-	-	x	-	-	-	-	-	-	-	-	-	-	-	-	x
ZDK 6/S/...	8	-	8	-	-	-	-	-	-	-	-	-	-	x	-	-	-	-	-	-	-	-	-	-	-	-	x
ZDKB	5	see ZDK 2.5/1.5																									
ZDKS	5	see ZDK 2.5/1.5																									
ZDL 2.5/...	5	-	5	-	10/5	-	-	-	-	-	-	-	-	-	-	-	-	-	-	-	-	-	-	-	-	-	x
ZDL 2.5/1.5	5	see ZDL 2.5/...																									
ZDL 2.5/1.5V	5	see ZDL 2.5/...																									
ZDR 2.5	5	see ZTR 2.5																									
ZDU 10	10	-	5	12/5	15/5	-	-	-	-	-	-	x	-	-	-	-	-	-	-	-	-	-	-	x	x	-	x
ZDU 10/S...	10	-	5	10/5	15/5	-	-	-	-	-	-	x	-	-	-	-	-	-	-	-	-	-	-	-	-	-	x
ZDU 16	12	-	5	12/5	15/5	-	-	-	-	-	-	x	-	x	-	-	-	-	-	-	-	-	-	x	x	-	x
ZDU 16/S...	12	-	5	10/5	15/5	-	-	-	-	-	-	x	-	-	-	-	-	-	-	-	-	-	-	-	-	-	x
ZDU 2.5	5	-	5	12/5	15/5	-	-	-	-	-	-	-	-	x	-	-	-	-	-	-	-	-	-	x	x	x	x
ZDU 2.5/10	5	see ZDU 2.5																									
ZDU 2.5/2x2AN...	5	-	5	12/5	15/5	-	-	-	-	-	-	-	-	x	-	-	-	-	-	-	-	-	-	x	x	x	x
ZDU 2.5-2/3AN	5	-	5	12/5	15/5	-	-	-	-	-	-	-	-	x	-	-	-	-	-	-	-	-	-	x	x	x	x
ZDU 2.5/3AN/10	5	see ZDU 2.5																									
ZDU 2.5-2/4AN	5	s. ZDU 2.5-2/3AN																									
ZDU 2.5/4AN/10	5	see ZDU 2.5																									
ZDU 2.5/3AN	5	see ZDU 2.5																									
ZDU 2.5/4AN	5	s. ZDU 2.5 2x2AN																									
ZDU 35...	16	-	5	12/5	15/5	-	-	-	-	-	-	-	-	x	-	-	-	-	-	-	-	-	-	x	x	x	x
ZDU 4...	6	-	6	12/6	12/6	-	-	-	-	-	-	-	-	x	-	-	-	-	-	-	-	-	-	x	x	x	x
ZDU 6...	8	-	8	12/5	15/5	-	-	-	-	-	-	-	-	x	-	-	-	-	-	-	-	-	-	x	x	x	x
ZDUA 2.5-2	5	-	5	8/5	15/5	-	-	-	-	-	-	-	-	x	-	-	-	-	-	-	-	-	-	x	-	-	x
ZDUB 2.5-2/2AN	5	-	5	8/5	15/5	-	-	-	-	-	-	-	-	x	-	-	-	-	-	-	-	-	-	-	-	-	x
ZDUB 2.5-2/4AN	5	s. ZDUB 2.5-2/...																									
ZEI 16	16	-	5	12/5	15/5	-	-	-	-	-	-	-	-	x	-	-	-	-	-	-	-	-	-	x	x	x	x
ZIA 1.5 3L...	5.08	-	5	8/5	15/5	-	-	-	-	-	-	-	-	x	-	-	-	-	-	-	-	-	-	x	-	-	x
ZIA 1.5 4L	5.08	see ZIA 1.5 3L																									
ZK 3 S	5	s. ZKBD 2.5/1.5																									
ZKB	5	s. ZKBD 2.5/1.5																									
ZKBD 2.5/1.5	5	-	5	8/5	10/5	-	-	-	-	-	-	-	-	x	-	-	-	-	-	-	-	-	-	x	x	x	x
ZKBD 2.5/1.5 PE	5	see ZKBD 2.5/1.5																									
ZKS	5	see ZKBD 2.5/1.5																									
ZKSD 2.5/1.5	5	see ZKBD 2.5/1.5																									
ZKSD 2.5/1.5 PE	5	see ZKBD 2.5/1.5																									
ZMAK 2.5	5	-	5	10/5	15/5	-	-	-	-	-	-	-	-	-	-	-	-	-	-	-	-	-	-	x	-	-	x
ZPE 10	10	see ZDU 10																									
ZPE 10/S	10	see ZDU 10/S																									
ZPE 16	12	see ZDU 16																									
ZPE 16/S	12	see ZDU 16/S																									
ZPE 2.5	5	see ZDU 2.5																									
ZPE 2.5/3AN	5	see ZDU 2.5/3AN																									
ZPE 2.5/4AN	5	see ZDU 2.5/4AN																									
ZPE 2.5-2/3AN	5	s. ZDU 2.5-2/3AN																									
ZPE 2.5-2/4AN	5	s. ZDU 2.5-2/4AN																									
ZPE 35	16	see ZDU 35																									
ZPE 4	6	see ZDU 4																									
ZPE 6	8	see ZDU 6																									
ZPEA 2.5-2	5	see ZDUA 2.5-2																									
ZPEB 2.5-2/2AN	5	s. ZDUB 2.5-2/...																									
ZPV 1.5	5.08	-	5	12/5	15/5	-	-	-	-	-	-	x	x	x	-	-	-	-	-	-	-	-	-	x	x	x	x
ZRV 1.5...	5	-	5	8/5	10/5	-	-	-	-	-	-	x	x	x	-	-	-	-	-	-	-	-	-	x	-	-	x
ZSI 2.5	8	-	8	12/5	15/5	-	-	-	-	-	-	-	-	x	-	-	-	-	-	-	-	-	-	x	x	x	x
ZSI 2.5/2	12	-	5	12/5	15/5	-	-	-	-	-	-	-	-	x	-	-	-	-	-	-	-	-	-	x	x	x	x
ZSLD 2.5/1.5	5	see ZBLD 2.5/1.5																									
ZTR 2.5...	5	-	5	12/5	15/5	-	-	-	-	-	-	-	-	x	-	-	-	-	-	-	-	-	-	x	-	-	x
ZTR 2.5/3AN...	5	-	5	12/5	15/5	-	-	-	-	-	-	-	-	x	-	-	-	-	-	-	-	-	-	x	-	-	x
ZVL 1.5	5	-	-	-	-	-	-	-	-	-	-	-	-	-	-	-	-	-	-	-	-	-	-	-	-	-	-

## dekafix (DEK)



Dekafix (DEK) markers are intended for use with Weidmüller SAK and Z series terminals. They lie flush with the tag recess, thus ensuring an optimal and secure fit on the terminal. With dekafix markers Weidmüller offers one of the largest ranges in standard prints. Dekafix is of course also compatible with all other Weidmüller terminals.

- Terminal markers are suitable for all Weidmüller wiring and plug-in connectors and electronic assemblies
- The system is especially suitable for short sequences of numbers with ready-to-use prints
- Large selection of ready-to-use printed markers
- Strip mounting for rapid fitting in one single action
- Markers available ex-stock in all colours of the international colour code
- Legible, high-contrast print. Available in 5 widths

### For customized printing

- Available in laser or plotter print
- Data transfer from many CAD programmes and files or manual input possible
- Available in the proven **MultiCard** format

Material	Polyamide, halogen free
Flammability acc. to UL 94	V2
Temperature range	- 40 °C to +100 °C
Dimensions	Length x width (pitch size) Length always 5 mm Ordering example: DEK 5 = 5 mm wide, for terminals with 5 mm pitch DEK 5/6.5 MC=5 mm high, 6.5 mm wide
Colour	Available in the colours of the international resistor colour code, for MC on request ● black, ● brown, ● red, ● orange, ● yellow, ● green, ● blue, ● violet, ● grey, ○ white
Possible marking systems	SMark, Printjet, Plotter, MC-Mobilo, STI Standard print or customized print as specified in file or list Wipe resistant as specified in DIN IEC 50.
Mounting note	Strip mounting when the marker pitch (width) corresponds to the terminal pitch, e.g. DEK 0.5 mm pitch width for terminals with 5 mm pitch width, such as WDU 2.5. Individual tag mounting when the terminal pitch is greater than the marker pitch, e.g. DEK 6.5 can be individually mounted on WDU 6. Weidmüller markers with 5 mm pitch (width) can be mounted on all terminal widths

### Order note Card

Quantity definition	1 card = 50 units (DEK 6.5, DEK 8) 1 double card = 10 strips = 100 units (DEK5, DEK6)
Order quantity	Quantity to order and deliver in number of individual tags, e.g. 500 units
Minimum order quantity:	1 quantity = 500 units
Packaging	Carton or plastic foil pack
Example of order	Standard print for DEK 5 consecutive horizontal (FW) with numbers 51...100 Order no. 047346 and variant no. 0051 = 0473460051 Variant no. see appendix; please attach variant no. to order no.

### Order note Multicard

Quantity definition	1 mat
Minimum order quantity:	1 quantity
Packaging	carton

### Number of characters when using plotter font

Pen size	0.18	0.25	0.35	0.18	0.25	0.35
Font (pts.) (Pkt.)	10	10	10	4	5	6
Tag width <b>3.5</b>	2	2	2	5	4	3
Tag width <b>5</b>	2	2	2	5	4	3
Tag width <b>6</b>	2	2	2	6	5	4
Tag width <b>6.5</b>	3	3	3	7	5	4
Tag width <b>8</b>	4	4	4	9	7	6

### Notes regarding customized print


1. Please send your printing specifications along with your written order via disc or e-mail
  - as Excel file (all data in one column)
  - as ASCII file (all data in one column)
  - additional information, e.g. contact person or tel. no. for inquiries, should be included in the respective file
  - E-mail address: [Printdata@Weidmuller.de](mailto:Printdata@Weidmuller.de)
2. Please indicate the file name with your order
3. For orders which are not sent in the form of a data file (Order no. for manual input: 1578800000) there will be an additional charge; delivery time will also be prolonged.
4. Order your customized print with our ordering software M-Comm 2. M-Comm 2 can be found on the Internet ([www.m-comm.de](http://www.m-comm.de)) or it will be sent to you upon request.

For order no. see software/M-Comm 2

# dekafix (DEK)

(Variants see appendix from page 74)

Print examples standard



DEK (MultiCard)  
Terminal marker




identical horizontal  
(GW)




consecutive horizontal  
(FW)




consecutive horizontal in lines  
(FWZ)



identical vertical  
(GS)



consecutive vertical  
(FS)



consecutive vertical in lines  
(FSZ)

**Terminal width ≥ 5 mm**

Type	Colour	Order no.	QTY.
<b>dekafix 5 (DEK 5)</b>			
Standard print		see Appendix	
DEK 5	white	page 74	500
Print: Letters, numbers, special signs			

**Customized print according to specifications**

DEK 5	white	0490760000	500
orange, red, grey, yellow, brown, green, blue, violet			
		0490790000	500
Please specify colour			
DEK 5/5	MultiCard	1609810000	200

**Neutral**

DEK 5	white	0473361044	500
DEK 5	orange	0473391690	500
DEK 5	red	0473391686	500
DEK 5	grey	0473391691	500
DEK 5	yellow	0473391687	500
DEK 5	brown	0473391692	500
DEK 5	green	0473391688	500
DEK 5	blue	0473391693	500
DEK 5	violet	0473391689	500
DEK 5	black	0473391694	500

DEK 5/5	MultiCard	1609800000	1000
---------	-----------	------------	------

**Terminal width ≥ 6 mm**

Type	Colour	Order no.	QTY.
<b>dekafix 6 (DEK 6)</b>			
Standard print		see Appendix	
DEK 6	white	page 74	500
Print: Letters, numbers, special signs			

**Customized print according to specifications**

DEK 6	white	0490360000	500
orange, red, grey, yellow, brown, green, blue, violet			
		0490390000	500
Please specify colour			
DEK 5/6	MultiCard	1609830000	200

**Neutral**

DEK 6	white	0468561044	500
DEK 6	orange	0468591690	500
DEK 6	red	0468591686	500
DEK 6	grey	0468591691	500
DEK 6	yellow	0468591687	500
DEK 6	brown	0468591692	500
DEK 6	green	0468591688	500
DEK 6	blue	0468591693	500
DEK 6	violet	0468591689	500
DEK 6	black	0468591694	500

DEK 5/6	MultiCard	1609820000	1000
---------	-----------	------------	------

**Terminal width ≥ 6.5 mm**

Type	Colour	Order no.	QTY.
<b>dekafix 6.5 (DEK 6.5)</b>			
Standard print		see Appendix	
DEK 6.5	white	page 74	500
Print: Letters, numbers, special signs			

**Customized print according to specifications**

DEK 6.5	white	0490560000	500
orange, red, grey, yellow, brown, green, blue, violet			
		0490590000	500
Please specify colour			
DEK 5/6.5	MultiCard	1609850000	180

**Neutral**

DEK 6.5	white	0468061044	500
DEK 6.5	orange	0468091690	500
DEK 6.5	red	0468091686	500
DEK 6.5	yellow	0468091687	500
DEK 6.5	green	0468091688	500
DEK 6.5	blue	0468091693	500
DEK 6.5	violet	0468091689	500
DEK 6.5	black	0468091694	500

DEK 5/6.5	MultiCard	1609840000	1000
-----------	-----------	------------	------

**Terminal width ≥ 8 mm**

Type	Colour	Order no.	QTY.
<b>dekafix 8 (DEK 8)</b>			
Standard print		see Appendix	
DEK 8	white	ab page 88	500
Zahlen			

**Customized print according to specifications**

DEK 8	white	1326660000	500
orange, red, grey, yellow, brown, green, blue, violet			
		1326690000	500
Please specify colour			

DEK 8 = Base off-centre

**Terminal width ≥ 8 mm**

Type	Colour	Order no.	QTY.
<b>dekafix 8 (DEK 8)</b>			
Neutral			
DEK 8	white	1277060000	500
DEK 8	orange	1277091690	500
DEK 8	red	1277091686	500
DEK 8	grey	1277091691	500
DEK 8	yellow	1277091687	500
DEK 8	brown	1277091692	500
DEK 8	green	1277091688	500
DEK 8	blue	1277091693	500
DEK 8	violet	1277091689	500
DEK 8	black	1277091694	500


**Terminal width ≥ 3.5 mm**

Type	Colour	Order no.	QTY.
<b>dekafix MC 5/3.5 (DEK 5/3.5)</b>			
Standard print		see Appendix	
DEK 5/3.5	MultiCard	white	page 74
Print: numeric			

**Customized print according to specifications**

DEK 5/3.5	MultiCard	white	1767730000	500
Neutral				
DEK 5/3.5	MultiCard	white	1755270000	500





**WS** markers are ideally suited for the W range of wiring connectors (WS = W series strips). The large printing surfaces are flush with the existing marking channels thus ensuring the most secure fit possible. Due to Weidmüller markers being compatible with other systems, WS markers can also be used with wiring connectors of the SAK and Z series.

**WS** strips are used mainly for manual marking. The WS marker in MultiCard format is the ideal variant for producing individual markings. It has all the necessary features for efficient processing.

- The system is especially suitable for marking long, individually created sequences of characters
- Large marking surfaces allow longer printing sequences per tag and line
- Multi-line marking and small script possible
- Marking per laser, PrintJet, plotter, MC-Mobilo or by hand
- WS cards are available in standard print and in laser quality

Data transfer from many CAD programmes is possible.

**Technical data**

Material	Polyamide, halogen-free
Flammability acc. to UL 94	V2
Temperature range	-40 °C to +100 °C
Dimensions	Length x width (pitch size) Example: WS 12/5 = 12 mm long (vertical) 5 mm wide (horizontal) width = pitch
Colour	Available in the colours of the international resistor colour code ● black, ● brown, ● red, ● orange, ● yellow, ● green, ● blue, ● violet, ● grey, O white
Possible marking systems	STI, SMark, Plotter, PrintJet, MC-Mobilo
Mounting note	Strip mounting when the marker pitch (width) corresponds to the terminal pitch, e.g. WS 10/6 = 6 mm pitch width for terminals with 6 mm pitch width such as WDU 4 Individual tag mounting if the terminal pitch is greater than the marker pitch, e.g. WS 12/6.5 can be individually mounted on WDU 6. Weidmüller markers with 5 mm pitch (width) can be mounted on all terminal widths

**Number of characters when using plotter font**

Pen size	0.18	0.25	0.35	0.18	0.25	0.35
Font (pts.) (Pkt.)	10	10	10	4	5	6
Tag height <b>8</b>	4	4	4	9	7	6
Tag height <b>10</b>	4	4	4	11	9	8
Tag height <b>12</b>	5	5	5	13	11	9
Tag height <b>15</b>	7	7	7	17	14	11

**Order note Multicard**

Quantity definition	1mat
Minimum order quantity:	1 Qty.
Packaging	Carton

**Order note WS-stripes**

WS 10/6 and WS 10/6.5 only	
Quantity definition	1 stripes = 10 units
Order quantity	Order and delivery quantity in number of individual tags, e.g. 200 units
Minimum	1 QTY. = 20 stripes = 200 units
Packaging	polythene bag


**Order note WS-Card Standard print**

WS .../5 only	
Quantity definition	1 card = 30 units
Minimum order quantity:	1 QTY. = 300 Stück
Packaging	carton

**Notes regarding customized print**

1. Please send your printing specifications along with your written order via disc or e-mail
    - as Excel file (all data in one column)
    - as ASCII file (all data in one column)
    - additional information, e.g. contact person or tel. no. for inquiries, should be included in the respective file
    - E-mail address: [Printdata@Weidmuller.de](mailto:Printdata@Weidmuller.de)
  2. Please indicate the file name with your order
  3. For orders which are not sent in the form of a data file (Order no. for manual input: 1578800000) there will be an additional charge; delivery time will also be prolonged.
  4. Order your customized print with our ordering software M-Comm 2. M-Comm 2 can be found on the Internet ([www.m-comm.de](http://www.m-comm.de)) or it will be sent to you upon request.
- For order no. see software/M-Comm 2


MultiCard



WS (MultiCard)

Card

Examples of standard imprint



Continuous vertical in lines  
FSZ



Continuous horizontal in lines  
FWZ

MultiCard

Type	Order no.	Units/mat	QTY.
<b>Neutral</b>			
WS 12/3.5 MC	1778270000	120	600
WS 8/5 MC	1640740000	144	720
WS 10/5 MC	1635000000	144	720
WS 10/5 MC Middle	1792000000	144	720
WS 12/5 MC	1609860000	144	720
WS 14/5 MC	1768090000	96	480
WS 15/5 MC	1609880000	96	480
WS 12/6 MC	1609900000	120	600
WS 12/6.5 MC	1609920000	108	540
<b>Customized print according to specifications</b>			<b>QTY.</b>
WS 12/3.5 MC	1778280000		120
WS 8/5 MC	1640750000		144
WS 10/5 MC	1635010000		144
WS 10/5 MC Middle	1792010000		144
WS 12/5 MC	1609870000		144
WS 15/5 MC	1609890000		96
WS 12/6 MC	1609910000		120
WS 12/6.5 MC	1609930000		108
MC=MultiCard			

Card

Terminal width ≥ 5 mm		
Type	Order no.	QTY.
<b>WS 8...15/5</b>		
<b>Standard print</b>		
Print		
WS 12/5 FSZ 1 - 10	1773430001	300
WS 12/5 FSZ 11 - 20	1773430011	300
WS 12/5 FSZ 21 - 30	1773430021	300
WS 12/5 FSZ 31 - 40	1773430031	300
WS 12/5 FSZ 41 - 50	1773430041	300
WS 12/5 FWZ 1 - 10	1773330001	300
WS 12/5 FWZ 11 - 20	1773330011	300
WS 12/5 FWZ 21 - 30	1773330021	300
WS 12/5 FWZ 31 - 40	1773330031	300
WS 12/5 FWZ 41 - 50	1773330041	300
<b>Customized print according to specifications</b>		
WS 8/5 Card	1773360000	300
WS 10/5 Card	1773370000	300
WS 12/5 Card	1773380000	300
<b>Other colours on demand</b>		

Stripes

Terminal width ≥ 6 mm		
Type	Order no.	QTY.
<b>WS 10...12/6</b>		
<b>Customized print according to specifications</b>		
WS 10/6 Plotter print	1447260000	200
<b>Neutral</b>		
WS 10/6 stripes	1060960000	200
<b>Terminal width ≥ 6.5 mm</b>		
<b>WS 10...12/6.5</b>		
<b>Customized print according to specifications</b>		
WS 10/6.5 Plotter print	1568910000	200
<b>Neutral</b>		
WS 10/6.5	1568920000	200
WS 10/3.5	1670290000	200



ZS markers in MultiCard format have been specifically designed for use with the Z series. Due to their folding mechanism they offer an additional large marker surface for compact terminals of the Z series. This means that the marker surface can be folded upwards if necessary, thus allowing easy access to cross connectors. Removal of the marker is not necessary. Depending on the length of the tag, 6 - 9 standard font characters can be printed onto it.

- Foldable marker surface
- Single tags can be affixed in strips, thus ensuring a quick and uncomplicated fitting
- Single tags are easily detachable
- Markers in the proven MultiCard format
- Project designator section assigned to each strip

**Technical data**

Material	Polyamide, halogen-free
Flammability acc. to UL 94	V2
	Base: HB acc. to UL 94
Temperature range	-40 °C to +100 °C
Dimensions	Height x width (pitch size)
	Example: ZS 10/5
	10 mm high, 5 mm wide = 5 mm pitch
Colour	O white
Possible marking systems	STI, Plotter, PrintJet, MC-Mobilo

Terminal width ≥ 5 mm		
Type	Order no.	QTY.
<b>Neutral</b>		
ZS 10/5	<b>1610000000</b>	480
ZS 15/5	<b>1646630000</b>	480
<b>Terminal width ≥ 6 mm</b>		
ZS 12/6	<b>1610020000</b>	400


Customized print according to specifications		
Terminal width ≥ 5 mm		
ZS 10/5	<b>1610010000</b>	96
ZS 15/5	<b>1646640000</b>	96
<b>Terminal width ≥ 6 mm</b>		
ZS 12/6	<b>1610030000</b>	80

Number of characters when using plotter font						
Pen size	0.18	0.25	0.35	0.18	0.25	0.35
Font (pts.) (Pkt.)	10	10	10	4	5	6
Tag height <b>10</b>	4	4	4	11	9	8
Tag height <b>12</b>	5	5	5	13	11	9
Tag height <b>15</b>	7	7	7	17	14	11

Holding system	Z series, W series, ZAK series
----------------	--------------------------------

**Notes regarding customized print**

1. Please send your printing specifications along with your written order via disc or e-mail
    - as Excel file (all data in one column)
    - as ASCII file (all data in one column)
    - additional information, e.g. contact person or tel. no. for inquiries, should be included in the respective file
    - E-mail address: [Printdata@Weidmueller.de](mailto:Printdata@Weidmueller.de)
  2. Please indicate the file name with your order
  3. For orders which are not sent in the form of a data file (Order no. for manual input: 1578800000) there will be an additional charge; delivery time will also be prolonged.
  4. Order your customized print with our ordering software M-Comm 2. M-Comm 2 can be found on the Internet ([www.m-comm.de](http://www.m-comm.de)) or it will be sent to you upon request.
- For order no. see software/M-Comm 2



Pen STI



Adapter

**S 10** single tags are a system for individually assembling combinations of numbers from single tags. Marking tag holders and end brackets are fitted with the combination tags. Simply clipping on the tags allows for fast fitting. The tags can be easily detached from the strips following the pre-defined break-off points.

- Individual creation of number combinations
- Easy detachment of single tags
- Wipe-resistant print
- Customized marking manually made possible with STI-S Pen

**Technical data**

Material	Polyamide, halogenfrei
Flammability acc. to UL 94	V2
Temperature range	-40° C to + 100° C
Dimensions	height x width 2.5 x 5 mm
Colour	white
Print	black hot-embossed

**Order note Multicard**

Quantity definition	1 strip = 10 single tags
Minimum order quantity:	1 packing unit = 1000 single tags.
Packaging	transparent box containing 100 strips, stackable, sortable in assortment box SK12 (Order no. <b>0335900000</b> )

**Ordering data**

Type	Print	Order no.	QTY.
SO 10	neutral	<b>0332300000</b>	<b>1000</b>
consecutive			
SF 10	<b>0 ... 9</b>	<b>0332400000</b>	<b>1000</b>
SF 10	<b>1 ...10</b>	<b>0331500001</b>	<b>1000</b>
SF 10	<b>11 ... 20</b>	<b>0331500011</b>	<b>1000</b>
identical			
SG 10	<b>+</b>	<b>0332501198</b>	<b>1000</b>
SG 10	<b>-</b>	<b>0332501199</b>	<b>1000</b>
SG 10	<b>.</b>	<b>0332501204</b>	<b>1000</b>
SG 10	<b>/</b>	<b>0332501201</b>	<b>1000</b>
SG 10	<b>0</b>	<b>0332501000</b>	<b>1000</b>
SG 10	<b>1</b>	<b>0332500001</b>	<b>1000</b>
SG 10	<b>2</b>	<b>0332500002</b>	<b>1000</b>
SG 10	<b>3</b>	<b>0332500003</b>	<b>1000</b>
SG 10	<b>4</b>	<b>0332500004</b>	<b>1000</b>
SG 10	<b>5</b>	<b>0332500005</b>	<b>1000</b>
SG 10	<b>6</b>	<b>0332500006</b>	<b>1000</b>
SG 10	<b>7</b>	<b>0332500007</b>	<b>1000</b>
SG 10	<b>8</b>	<b>0332500008</b>	<b>1000</b>
SG 10	<b>9</b>	<b>0332500009</b>	<b>1000</b>

**Ordering data**

Type	Print	Order no.	QTY.
SG 10	<b>A</b>	<b>0332501021</b>	<b>1000</b>
SG 10	<b>B</b>	<b>0332501022</b>	<b>1000</b>
SG 10	<b>C</b>	<b>0332501023</b>	<b>1000</b>
SG 10	<b>D</b>	<b>0332501024</b>	<b>1000</b>
SG 10	<b>E</b>	<b>0332501025</b>	<b>1000</b>
SG 10	<b>F</b>	<b>0332501026</b>	<b>1000</b>
SG 10	<b>G</b>	<b>0332501027</b>	<b>1000</b>
SG 10	<b>H</b>	<b>0332501028</b>	<b>1000</b>
SG 10	<b>I</b>	<b>0332501029</b>	<b>1000</b>
SG 10	<b>J</b>	<b>0332501030</b>	<b>1000</b>
SG 10	<b>K</b>	<b>0332501031</b>	<b>1000</b>
SG 10	<b>L</b>	<b>0332501032</b>	<b>1000</b>
SG 10	<b>M</b>	<b>0332501033</b>	<b>1000</b>
SG 10	<b>N</b>	<b>0332501034</b>	<b>1000</b>
SG 10	<b>O</b>	<b>0332501035</b>	<b>1000</b>
SG 10	<b>P</b>	<b>0332501036</b>	<b>1000</b>
SG 10	<b>Q</b>	<b>0332501037</b>	<b>1000</b>
SG 10	<b>R</b>	<b>0332501038</b>	<b>1000</b>
SG 10	<b>S</b>	<b>0332501039</b>	<b>1000</b>
SG 10	<b>T</b>	<b>0332501040</b>	<b>1000</b>
SG 10	<b>U</b>	<b>0332501041</b>	<b>1000</b>
SG 10	<b>V</b>	<b>0332501042</b>	<b>1000</b>
SG 10	<b>W</b>	<b>0332501043</b>	<b>1000</b>
SG 10	<b>X</b>	<b>0332501044</b>	<b>1000</b>
SG 10	<b>Y</b>	<b>0332501045</b>	<b>1000</b>
SG 10	<b>Z</b>	<b>0332501046</b>	<b>1000</b>


**Ordering data**

Type	Order no.
STI-S	<b>0508401694</b>
STI-S plotter adapter for plotter IP 220	<b>1762440000</b>

# MultiFit MF

## MultiFit

### Terminal markers for other manufacturers' terminals



**MultiFit** is the Weidmüller marker system for use with other terminal brands. Just like Weidmüller dekafix, MultiFit series markers are available printed ready for use (standard print and customized print). Blank markers in MultiCard format can also be marked in-house using any of a number of marking systems. When using **MultiFit** for the first time we recommend that a test with sample markers is carried out on the terminals to be used. If a Weidmüller terminal is not being used, **MultiFit** offers you an alternative.

- A marker to fit various terminal brands
- Ready-to-use printed markers as standard print
- Blank markers for in-house printing with SpeedMarking Laser, PrintJet, plotter or MC-Mobilo
- Delivery of custom printed markers according to individual CAD files or requirements
- A marker system that meets all requirements

#### Number of characters when using plotter font

Pen size	0.18	0.25	0.35	0.18	0.25	0.35
Font (pts.) (Pkt.)	10	10	10	4	5	6
Tag height <b>8</b>	4	4	4	9	7	6
Tag height <b>10</b>	4	4	4	11	9	8
Tag height <b>12</b>	5	5	5	13	11	9

#### General remarks:

The recommendations for use listed above do not release the user from the obligation of carrying out the necessary tests. In each case of marker/terminal selection, either the marking pitch and terminal pitch should match one another or the marking pitch should be smaller than the terminal pitch.

### Technical data

Material	Polyamide, halogen free
Flammability acc. to UL 94	V2
Temperature range	-40 °C to +100 °C
Dimensions	height x width, example: MF 8/5 = height 8 mm, pitch 5 mm
Colour	white
Possible marking systems	STI, Plotter, SMark, PrintJet, MC-Mobilo
Mounting note	- Strip mounting when the marker = Terminal width - Individual mounting when the marker width < Terminal width

### Recommended application

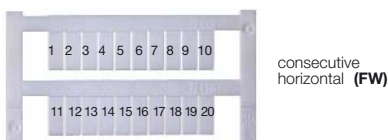



Terminal	Markers			
	MF 8/5*	MF 10/5	MF 12/5	MF 10/6
<b>Phoenix</b>				
Universal terminal	●	●	X	●
Disconnect terminal	●	●	X	●
Earthing terminal	●	●	X	●
Supply terminal blocks	●	●	X	●
Initiator / actuator terminal	●	●	X	●
Multi-tier terminals**	●	●	X	●
<b>Wago</b>				
Feed-through terminal	X	●	●	●
Distribution terminal	X	●	●	●
Disconnect terminal	X	●	●	●
Earthing terminal	X	●	●	●
Base terminal	X	●	●	●
Initiator terminal	X	●	●	●
Multi-tier terminals†	X	●	●	●
<b>Sprecher + Schuh</b>				
Feed-through terminal	X	●	●	●
Disconnect terminal	X	●	●	●
Earthing terminal	X	●	●	●
Installation terminal	X	●	●	●
Initiator / actuator terminal	X	●	●	●
Multi-tier terminals	●	●	-	●
<b>Wieland</b>				
Standard terminal	X	●	●	●
Disconnect terminal	X	●	●	●
Earthing terminal	X	●	●	●
Installation terminal	X	●	●	●
Initiator / actuator terminal	X	●	●	●
Multi-tier terminals	●	●	-	●
<b>entrec</b>				
Standard terminal	●	●	X	●
Disconnect terminal	●	●	X	●
Earthing terminal	●	●	X	●
Multi-tier terminals	●	●	X	●
<b>Télémechanique</b>				
Standard terminal	●	●	●	●
Disconnect terminal	●	●	●	●
Earthing terminal	X	●	●	●
Initiator / actuator terminal	●	X	-	X
<b>Legrand</b>				
Standard terminal	●	●	X	X
Disconnect terminal	●	●	●	●
Earthing terminal	●	●	●	●

● = OK; - = does not fit ; X = with limitations = pitch width



MultiFit (Variants see appendix from page 74.)

Examples of standard print



Technical data

Material	Polyamide, halogen free
Flammability acc. to UL 94	V2
Temperature range	-40° C to + 100° C
Dimensions	height x width, e.g. GWS 9/5, 9 mm x 5 mm
Colour	white
Possible marking systems	STI, Plotter, PrintJet, MC-Mobilo, S-Mark

Terminal width ≥ 5 mm			
Type	Colour	Order no.	QTY.
<b>MF 8...12/5</b>			
<b>Neutral</b>			
MF 8/5		1677140000	600
MF 10/5		1677160000	600
MF 12/5		1677180000	600

Standard print		see Appendix	
MF 10/5	ab page...		600

Customized print according to specifications			
MF 8/5		1677150000	120
MF 10/5		1677170000	120
MF 12/5		1677190000	120

Terminal width ≥ 6 mm			
Type	Colour	Order no.	QTY.
<b>MF 10/6</b>			
<b>Neutral</b>			
MF 10/6		1677220000	600

Standard print		see Appendix	
MF 10/6	ab page...		600

Customized print according to specifications			
MF 10/6		1677230000	120

The **GWS** tags in MultiCard format are suitable for Woertz and Allen Bradley terminal series. The neutral markers in MultiCard format can be printed with various marking systems. Depending on the tag length, a print of 2 to 7 characters in normal print is possible.

- Single tags can be clipped on in strips, thus ensuring fast and easy mounting
- Tags can easily be detached
- Neutral markers for in-house print using SpeedMarking Laser, PrintJet, plotter or MC-Mobilo
- Project designator section assigned to each strip
- Suitable for use with Woertz and Allen Bradley terminals

Number of characters when using plotter font

Pen size	0.18	0.25	0.35	0.18	0.25	0.35
Font (pts.)	10	10	10	4	5	6
Tag height <b>5</b>	2	2	2	5	4	3
Tag height <b>9</b>	4	4	4	10	8	6
Tag height <b>12</b>	5	5	5	13	11	9

Terminal width ≥ 5 mm			
Type	Colour	Order no.	QTY.
<b>Neutral</b>			
GWS 5/5		1716800000	400
GWS 9/5		1716850000	400
GWS 12/5		1692270000	400

Customized print			
GWS 5/5		1716810000	80
GWS 9/5		1716850000	80
GWS 12/5		1692280000	80

Neutral			
GWS 9/6		1716820000	400
GWS 12/6		1692290000	400

Customized print			
GWS 9/6		1716830000	80
GWS 12/6		1692300000	80



Notes regarding customized print

- Please send your printing specifications along with your written order via disc or e-mail
  - As Excel file (all data in one column)
  - As ASCII file (all data in one column)
  - Additional information such as contact person or tel. no. for inquiries should be included in the respective file
  - E-mail address: [Printdata@Weidmueller.de](mailto:Printdata@Weidmueller.de)
- Please indicate the file name with your order
- For orders which are not sent in the form of a data file (Order no. for manual input: 1578800000) there will be an additional charge; delivery time will also be prolonged.
- Order your individual print with our ordering software M-Comm 2. M-Comm 2 can be found on the Internet ([www.m-comm.de](http://www.m-comm.de)) or it will be sent to you upon request.


## Tag carrier system

### TBS 1

T 3, T 4, T 5, T 6, T 6/1



### SnapMark I



The wide range of Weidmüller markers is supplemented by a large selection of tag holders providing even greater flexibility in marking. The tag holders are able to hold **S 10**, **dekafix** or **WS** tags. They are used for the on-site marking of individual connections and for group markings.

- Tag holders suitable for all Weidmüller wiring and plug-in connectors as well as for electronic assemblies
- Tag holders hold **S 10**, **dekafix** and **WS** system markers
- Virtually all special tasks involved in the marking of groups or additional information

**TBS** is a tag holder for the additional group marking of the SAK series. The tag holders are inserted into the slots provided for partitions on SAK terminals.

The T series tag holders are used for marking SAK series connections. With the combination tag **S 10**, three to six digit numbers can be created.

#### Technical data

Material	Polyamide, halogen-free
Flammability acc. to UL 94	V2
Temperature range	-40°C to + 100°C
Dimensions	Length: 8 to 15 mm Length: 13.5 mm
Colour	white
Possible marking systems	3 x S10 bis 6 x S10 4 x S10

#### Ordering data

Type	Order no.	QTY.
TBS 1	<b>0367560000</b>	<b>100</b>
T 3 white für 3 Tags S 10	<b>0383000000</b>	<b>100</b>
T 4 white für 4 Tags S 10	<b>0332100000</b>	<b>100</b>
T 5 white für 5 Tags S 10	<b>0348500000</b>	<b>100</b>
T 6 white für 6 Tags S 10	<b>0332200000</b>	<b>100</b>

The **SnapMark I** tag holder has been specially designed for use with the two-tier terminal of the new I series, IDK 1.5 N. It can be fitted with 4 DEK 5 marking tags or with 2 WS 10/5 Middle terminal markers.

The easy mounting and removal of the cross-connectors with the flexible swing mechanism of the **SnapMark I** tag holder is a standard feature.

#### Technical data


Material	Polyamide
Flammability acc. to UL 94	V2
Temperature range	-40°C to + 100°C
Dimensions	Length: 23 mm
Colour	white
Possible marking systems	2 x WS/5 Middle 4 x DEK 5/5

#### Ordering data

Type	Order no.	QTY.
Snapmark I	<b>1805880000</b>	<b>50</b>

## Tag carrier system

### WT 4, WT 5, WT 6



The tag holders are specially designed for use with the W series and fitted with **S 10**. Four to six digit numbers can be created.


#### Technical data

Material	Polyamide
Flammability acc. to UL 94	V2
Temperature range	-40°C to + 100°C
Dimensions	Length: 10, 13 and 15.5 mm
Colour	white
Possible marking systems	4 x S 10, 5 x S 10, 6 x S 10

#### Ordering data

Type	Order no.	QTY.
WT 4	<b>1341060000</b>	<b>100</b>
WT 5	<b>1579330000</b>	<b>100</b>
WT 6	<b>1058960000</b>	<b>100</b>

### SchT 1 / SchT 3



**SchT 1 / SchT 3** are always marked with 2 tag markers type DEK 5.

SchT 1 for vertical marking.  
SchT 3 for horizontal marking.  
(see figure)

#### Technical data

Material	Polyamide
Flammability acc. to UL 94	V2
Temperature range	-40°C to + 100°C
Dimensions	Length: 10.5 or 14 mm
Colour	beige
Possible marking systems	2 x DEK 5

#### Ordering data

Type	Order no.	QTY.
SchT 1	<b>0242660000</b>	<b>200</b>
SchT 3	<b>0245560000</b>	<b>100</b>

### SchT 5



The group tag holders **SchT 5** and **SchT 5 S** are locked directly onto the mounting rail TS 32 (G rail) or the mounting rail TS 35 (top hat rail). Terminal strip marking can thus be carried out independent of terminal and terminal type.

**SchT 5 S** is half as wide as **SchT 5**.

#### Technical data

Material	Polyamide
Flammability acc. to UL 94	V2
Temperature range	-40°C to + 100°C
Dimensions	Length: 44.5 mm Width SchT 5 19.5 mm Width SchT 5 S 9.5 mm
Possible marking systems	1 x ESO 5 or 1 x ESO 5 S + protective strips STR 5, STR 5 S
Inlay tag for SchT5 ESO 5	
Material	Polyester or paper
Dimensions	Length: 40 mm Width: 16 mm
Colours	white and yellow
Type	A4 sheets
Quantity/sheet	140 tags


Inlay tag for SchT5 ESO 5 S	
Material	Polyester or Paper
Dimensions	Length: 40 mm Width: 7 mm
Colours	white and yellow
Type	A4 sheets
Quantity/sheet	140 tags

#### Ordering data

Type	Order no.	QTY.
SchT 5	<b>0292460000</b>	<b>20</b>
SchT 5 S	<b>1631930000</b>	<b>20</b>
Inlay tag, neutral without print, DIN-A4-Format,		
ESO 5 (60 tags per sheet) paper	<b>1607710000</b>	<b>1</b>
ESO 5 S (140 tags per sheet) paper	<b>1631920000</b>	<b>1</b>
ESO 5 Polyester white	<b>1670370000</b>	<b>1</b>
ESO 5 Polyester yellow	<b>1670380000</b>	<b>1</b>
ESO 5 yellow Paper	<b>1631350000</b>	<b>1</b>
STR 5 protective strips, transparent	<b>0294000000</b>	<b>20</b>
STR 5 S protective strips, transparent	<b>1631940000</b>	<b>20</b>
CC 16 x 40 white	<b>1805710000</b>	<b>125</b>
CC 16 x 40 Yellow	<b>1805700000</b>	<b>125</b>

## Tag carrier system

SchT 7



The multiple tag holder **SchT 7** is inserted into the marking recess. To enable access to the locking screws, the multiple tag holder is hinged.

The **SchT 7/2** is designed for marking 1.6 mm thick circuit boards. The fixing hole must have a diameter of 4mm.

### Technical data

Material	Polyamide
Flammability acc. to UL 94	V2
Temperature range	-40°C to + 100°C
Dimensions	Length: 39 mm
Colour	white, beige
Possible marking systems	4 x DEK 5 or 1 x ESO 7 + protective strip STR 7

#### Inlay tag ESO 7

Material	Polyester or Papier
Dimensions	Length: 29,5 mm Width: 6 mm
Colour	white and yellow
Type	A4 sheets
Qty/sheet	240 tags

### Ordering data

Type	Order no.	QTY.
SchT 7	<b>0517960000</b>	<b>20</b>
SchT 7/2 for circuit boards	<b>1359360000</b>	<b>20</b>

ESO 7, Paper, inlay tag, neutral, white, in DIN A4 format, 240 labels per sheet	<b>1607720000</b>	<b>1</b>
ESO 7 Polyester white	<b>1670390000</b>	<b>1</b>
ESO 7 Polyester yellow	<b>1670400000</b>	<b>1</b>
ESO 7 Paper, yellow	<b>1634780000</b>	<b>1</b>
STR 7 protective strips, transparent	<b>0515300000</b>	<b>20</b>

SchT 7/2

SchT 8



The multiple tag holder **SchT 8** is inserted into the slot provided for TSch type partitions on SAK terminals. In addition to in-house printing it is possible to use 5 DEK tags.

### Technical data

Material	Polyamide
Brandschutzklassen nach UL 94	V2
Temperature range	-40°C to + 100°C
Dimensions	Length: 27 mm
Colour	beige
Possible marking systems	5 x DEK 5 or 1 x ESO 8 protective cap SK 8

#### Inlay tag ESO 8

Material	Polyester or Papier
Dimensions	Length: 24,4 mm Width: 5 mm
Colour	White
Type	A4 sheet
Quantity/sheet	350 tags


### Ordering data

Type	Order no.	QTY.
SchT 8	<b>0686760000</b>	<b>100</b>

paper, inlay strip neutral, DIN A4 format, 350 tags per sheet	<b>1607730000</b>	<b>1</b>
SK 8, marking tag cap, transparent	<b>0686800000</b>	<b>20</b>

SchT 9/4

SchT 14/6



Hinged multiple tag holder for W and SAK series terminals. Suitable for **DEK, S10** and **WS12** single tags.

### Technical data

Material	Polyamide	
Flammability acc. to UL 94	V2	
Temperature range	-40°C to + 100°C	
Dimensions	9/4 mm or 14/6 mm	
Colour	beige	
Possible marking systems	SchT 9/4	SchT 14/6
	4 x DEK 5	6 x DEK 5
	9 x S 10	14 x S 10
	2 x WS 12/5	3 x WS 12/5
	Inlay strip	
	ESO 14/6	
	SK 14/6	

#### Inlay tag ESO 14/6

Material	Polyester or Papier
Dimensions	Length: 34 mm Width: 4 mm
Farben	white
Type	A4 sheet
Quantity/sheet	320 tags

### Ordering data


Type	Order no.	QTY.
SchT 14/6	<b>1269060000</b>	<b>20</b>
SchT 9/4	<b>1278460000</b>	<b>20</b>

ESO 14/6, paper, inlay strip, neutral, DIN A4 format, 320 tags per sheet	<b>1607740000</b>	<b>1</b>
SK 14/6, protective cap	<b>1306600000</b>	<b>20</b>



## Tag carrier system

### WGB 5 and WGB 8



**WGB 5** and **WGB 8** multiple tag holders provide clear marking for groups of W series terminals. They can hold 5 DEK marking tags or be marked with 2 WS 12 type snap-fit tags. The WGB may also be used to cover cross-connection channels


#### Technical data

Material	Polyamide
Flammability acc. to UL 94	V2
Temperature range	-40°C to + 100°C
Dimensions	Length: 33.5 mm Pitch width WGB 5: 5 mm Pitch width WGB 8: 8 mm
Colour	beige
Possible marking systems	5 x DEK 5 or 2 x WS 12/5

#### Ordering data

Type	Order no.	QTY.
WGB 5	<b>1050760000</b>	<b>50</b>
WGB 8	<b>1050960000</b>	<b>50</b>

### WAD



**WAD 5, 8, 12, and 27** blank covers are marked using the STI marking pen (Order no. 0508400000) or a marking system. The number signifies the width in mm. These covers are also available in yellow with electric shock warning symbol in conformance with DIN 30600.

#### Technical data

Material	Polyamide
Flammability acc. to UL 94	V2
Temperature range	-40°C to + 100°C
Dimensions Length x Width:	33.5 mm x 5 mm 33.5 mm x 8 mm 36.2 mm x 12 mm 64.0 mm x 27 mm
Colour	white or yellow incorporating a flash symbol in conformance with DIN 30600
Possible marking systems	Label, pen, plotter printable (special), MC-Mobilo

#### Ordering data

Type	Order no.	QTY.
WAD 5 neutral	<b>1056060000</b>	<b>50</b>
WAD 5 electric shock warning symbol	<b>1053460000</b>	<b>50</b>
WAD 8 neutral	<b>1056160000</b>	<b>50</b>
WAD 8 electric shock warning symbol	<b>1053560000</b>	<b>50</b>
WAD 12 neutral	<b>1056260000</b>	<b>50</b>
WAD 12 electric shock warning symbol	<b>1055960000</b>	<b>50</b>
WAD 27 neutral	<b>1062960000</b>	<b>50</b>
WAD 27 electric shock warning symbol	<b>1062860000</b>	<b>50</b>

### ZGB 15



**ZGB 15** and **ZGB 30** are hinged multiple tag holders for Z, W and SAK series terminals. They are capable of holding:

- ESO inlay tags with STR protective strips
- dekafix
- WS

The **ZGB 30/3.5** is a supplement to our highly rated ZGB series and with it a secure fit onto our newly introduced 3.5 mm terminal is guaranteed.

#### Technical data

Material	Polyamide
Flammability acc. to UL 94	V2
Temperature range	-40°C to + 100°C
Dimensions	Length: 15 mm oder 32 mm
Colour	white
Possible marking systems	ZGB 15      ZGB 30 2 x DEK 5    5 x DEK 5 1 x WS 12/5 2 x WS 12/5 ESO 15      ESO 7 STR 15      STR 7

#### Inlay tag ESO 7 for ZGB 30

Material	Polyester or Paper
Dimensions	Length: 29.5 mm Width: 6 mm
Colour	white and yellow
Type	A4 sheets
Quantity/sheet	240 tags

#### Inlay tag ESO 15 for ZGB 15


Material	Polyester or Paper
Dimensions	Length: 13.5 mm Width: 6 mm
Colour	white and yellow
Type	A4 sheets
Quantity/sheet	240 tags

#### Ordering data

Type	Order no.	QTY.
ZGB 15	<b>1636530000</b>	<b>20</b>
ZGB 30	<b>1611930000</b>	<b>20</b>
ZGB 30/3.5	<b>1778290000</b>	<b>20</b>
ESO 7 for ZGB 30	<b>1607720000</b>	<b>1</b>
Inlay strips (sheet format)		240/sheet
ESO 15 for ZGB 15	<b>1636510000</b>	<b>1</b>
		120/sheet
STR 7 for ZGB 30	<b>0515300000</b>	<b>20</b>
Protective strips, transparent		
STR 15 for ZGB 15	<b>1636520000</b>	<b>20</b>



## Cable Marker System



The Weidmüller range for conductor and cable marking products offers solutions for a variety of applications. This range covers products from marking thin conductors to marking thick cables with large diameters. The assortment contains combination systems that include single tags, transparent sleeves, heat-shrinkable sleeves and markers fixed on with cable ties. Also available are open and closed markers, printed or blank for customized marking

Systems are available for:

- Clipping on markers that are printed ready for use in accordance with individual marking requirements
- Marking with numbers from a standard character set
- The combination of individual pre-printed numbers to form a character code
- In-house marking using laser, inkjet, plotter, thermotransfer printer, matrix printer or pen

Weidmüller cable markers are halogen-free, low-pollutant and comply with EN requirements as well as the individual company standards of renowned equipment manufacturers.

A selection of samples is available in our conductor marker sample bag.

Order no. **1640420000**.


# Selection table




Insulation outside diameter

## Cable according to DIN 47726 and DIN 47727


█ = Cross-sectional area (mm<sup>2</sup>) or AWG



\* non-binding approximate values. The outer diameter of insulation is to be observed.



SF



**Halogen free!**



**SlimFix (SF)** conductor and cable markers can be fitted quickly and easily, even after the installation of the cable. Their slim design ensures a secure fit on the conductor and saves space. The SlimFix is easy to use, thus saving time during the fitting process. The simple handling guarantees time savings in the installation process. To apply the marker the **SF Tool** can be used. The **SlimFix (SFX)** marker is mounted with cable ties for marking conductors and cables with a cross section exceeding 16.0 mm<sup>2</sup>.

- Halogen-free material
- V0 flammability rating
- Slim marker with secure fit on the conductor
- Easy to use, saving time
- Approved and listed marker e.g. in traffic technology
- Uncomplicated application of the marker even after conductor is connected
- Available in 12 mm and 21 mm lengths
- 10 different sizes for conductor cross sections of 0.25 mm<sup>2</sup> and above
- Fitting with cable ties for conductor cross sections exceeding 16.00 mm<sup>2</sup>
- Marker in proven MultiCard format

## Technical data

Material	Polyamide, halogen and silicone-free
Flammability acc. to UL 94	V0
Temperature range	- 50°C to + 120°C
Dimensions	12 mm and 21 mm
Colour	SF1/12 z.B. Dimensions 1, Length 12 mm white, yellow, blue, red, green
Possible marking systems	Plotter, SmarkLaser, PrintJet see page 59, 60, 61
Mounting note	Push onto free cables Use SlimFix Tool to fit onto connected cables

## Order note

Quantity	unit = 1 individual marker
Minimum order quantity:	1 QTY.
Packaging	Carton

## Number of characters when using plotter font

Pen size	0.18	0.25	0.35	0.18	0.25	0.35
Font (pts.) (Pkt.)	10	10	10	4	5	6
Tag length	12	5	5	5	13	11
Tag length	21	10	10	10	24	19

Type	Insulation outside Ø.(max) mm	Cable cross section mm <sup>2</sup>	Length mm
SF 00	1.0- 1.3	< 0.25	12 or 21
SF 0	1.3 - 1.6	0.25 - 0.5	12 or 21
SF 1	1.6 - 2.1 (2.7)	0.5 - 0.75	12 or 21
SF 2	2.1- 2.9 (3.4)	0.75 - 1.5	12 or 21
SF 3	2.9 - 3.6 (4.5)	1.5 - 2.5	12 or 21
SF 4	3.6 - 4.5 (6.0)	2.5 - 4.0	12 or 21
SF 4.5	4.1- 4.9	4.0 - 6.0	21
SF 5	4.7 - 5.8 (6.8)	6.0 - 10.0	12 or 21
SF 6	5.8 - 7.0 (8.5)	10.0 - 16.0	21
SFX	from 7.0	ab 16.0	23 and 24

only: maximum width of cable binder 3.6 mm

## Marking system

For plotter marking with sizes SF00, SF0, SF 2 SF 2 SF 3 and SFX, the plotter IP-220 standard (**1674820000**) and MultiCard inlay (**1610040000**) can be used.

In order to print the complete SlimFix range, a plotter IP-220 special (**1674810000**) as well as associated inlays is necessary.

## Notes regarding customized print

1. Please send your printing specifications along with your written order via disc or e-mail.
  - as Excel file (all data in one column)
  - as ASCII file (all data in one column)
  - additional information, e.g. contact person or tel. no. for inquiries, should be included in the respective file
  - E-mail address: [Printdata@Weidmuller.de](mailto:Printdata@Weidmuller.de)
2. Please indicate the file name with your order
3. For orders which are not sent in the form of a data file (Order no. for manual input: 1578800000) there will be an additional charge; delivery time will also be prolonged.
4. Order your customized print with our ordering software **M-Comm 2**. M-Comm 2 can be found on the Internet ([www.m-comm.de](http://www.m-comm.de)) or it will be sent to you upon request.

Using SlimFix without SF-Tool

Using SlimFix with mit SF-Tool




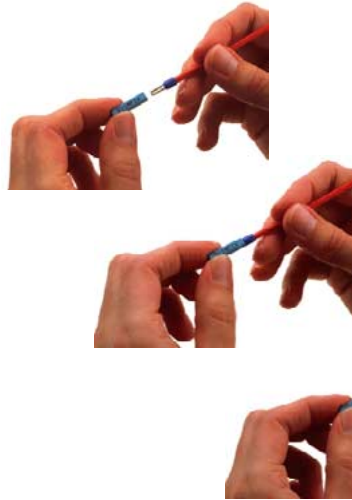
SFX 9/24



SFX 10/23



SFX 14/23



## Ordering data SF

Type	neutral	Order no.	QTY.
SF 00/12		174083....	400
SF 0/12		172405....	400
SF 1/12		171132....	400
SF 2/12		171135....	400
SF 3/12		171137....	320
SF 4/12		174349....	128
SF 5/12		174350....	160
SF 00/21		174084....	400
SF 0/21		174085....	400
SF 1/21		169609....	400
SF 2/21		169610....	400
SF 3/21		169611....	320
SF 4/21		169612....	192
SF 4.5/21		174086....	96
SF 5/21		169613....	160
SF 6/21		174087....	160

## Ordering data SF

Type (printed) / length	Order no.	QTY.
SF 00/12	1740880000	80
SF 0/12	1724060000	80
SF 1/12	1711330000	80
SF 2/12	1711360000	80
SF 3/12	1711380000	64
SF 4/12	1748920000	32
SF 5/12	1748930000	32
SF 00/21	1740890000	80
SF 0/21	1740900000	80
SF 1/21	1689400000	80
SF 2/21	1689420000	80
SF 3/21	1689440000	64
SF 4/21	1689460000	48
SF 4.5/21	1740910000	32
SF 5/21	1689480000	32
SF 6/21	1740920000	32

## SF-Tool

The SF Tool has been specially developed to mount SlimFix markers onto previously + installed cables. The number of the SF Tool corresponds to the size of SlimFix marker to be fitted.

## Ordering data SFX

Type (printed) / length	Order no.	QTY.
SFX 9/24 *	169614....	160
SFX 10/23 *	172775....	160
SFX 14/23 *	171366....	160
Please specify colour variant:		
white:	0001	
blue:	0002	
red:	0003	
yellow:	0004	
*SFX also in green:	0005	


## Ordering data SFX

Type (printed) / Length	Order no.	QTY.
SFX 9/24 *	1689500000	32
SFX 10/23 *	1727760000	32
SFX 14/23 *	1713670000	32
Please specify colour variant:white, blue, red, yellow		
SFX also in green		
* SFX for larger diameter with cable binder		

## Ordering data SF-Tool

Type (printed) / length	Order no.	QTY.
SF-Tool 1	1782970000	10
SF-Tool 2 - 3	1782960000	10
SF-Tool 4 - 5	1782980000	
SF-Tool assortment		
(3 x SF-Tool 1, 3 x SF-Tool 2-3 and 3 x SF-Tool 4-5)		
	1770080000	9

**Halogenfree !**



The **SlimFix Clip** (SFC) unites the optimal combination of a secure fit and high flexibility during the marking process. The unique clip mechanism offers the security of a closed marker and the rapid fitting of an open marker in one. **SlimFix Clip** is available in 3 different sizes and in 12, 21 and 30 mm lengths. The blank conductor and cable markers in MultiCard format can be printed using various marking systems. Very long number combinations are possible, depending on the tag length.

- Halogen-free material with flammability rating V2
- Slim marker with compensating device for secure fitting
- Clip mechanism enables secure fitting even after the conductor is connected
- Rapid fitting without the use of additional tools
- Three sizes for conductor cross sections of 0.5 – 4.0 mm<sup>2</sup>
- Available in 12, 21 and 30 mm lengths.
- Marker in proven MultiCard format
- Additional marking space for exact project allocation
- Available as customized markers, laser-printed according to individual requirements

## Technical data

Material	Polyamide
Flammability acc. to UL 94	V2
Temperature range	- 50°C to + 100°C
Dimensions	12 mm, 21 mm and 30 mm Length SFC 1/12 e.g. Dimensions 1, Length 12 mm
Colour	white, yellow, blue, red
Possible marking systems	Plotter, SmarkLaser, PrintJet see page 59, 60, 61
Mounting note	fits onto both free and connected conductors

## Order note

Quantity	unit = 1 individual marker
Minimum order quantity:	1 carton = 1 QTY.
Packaging	carton

## Number of characters when using plotter font

Pen size	0.18	0.25	0.35	0.18	0.25	0.35	Type	cable insulation ø	cable cross section
Font (pts.) (Pkt.)	10	10	10	4	5	6	SFC 0	1.5 - 2.5 mm	0.5 - 1.0 mm <sup>2</sup>
Tag length	12	5	5	5	13	11	SFC 1	2.0 - 3.5 mm	0.75 - 2.5 mm <sup>2</sup>
							SFC 2	2.5 - 5.0 mm	2.5 - 4.0 mm <sup>2</sup>

## Ordering data

Type	neutral	Order No.	QTY
SFC 0/12	white	1813130000	200
SFC 0/12	blue	1813170000	200
SFC 0/12	red	1813150000	200
SFC 0/12	yellow	1813160000	200
SFC 1/12	white	1747320001	200
SFC 1/12	blue	1747320002	200
SFC 1/12	red	1747320003	200
SFC 1/12	yellow	1747320004	200
SFC 2/12	white	1758320001	120
SFC 2/12	blue	1758320002	120
SFC 2/12	red	1758320003	120
SFC 2/12	yellow	1758320004	120
SFC 0/21	white	1813190000	200
SFC 0/21	blue	1813220000	200
SFC 0/21	red	1813200000	200
SFC 0/21	yellow	1813210000	200
SFC 1/21	white	1779080001	200
SFC 1/21	blue	1779080002	200
SFC 1/21	red	1779080003	200
SFC 1/21	yellow	1779080004	200
SFC 2/21	white	1805810000	120
SFC 2/21	blue	1805770000	120
SFC 2/21	red	1805790000	120
SFC 2/21	yellow	1805780000	120
SFC 0/30	white	1813240000	150
SFC 0/30	blue	1813270000	150
SFC 0/30	red	1813250000	150
SFC 0/30	yellow	1813260000	150

## Ordering data



Type	neutral	Order No.	QTY
SFC 1/30	white	1805760000	150
SFC 1/30	blue	1805720000	150
SFC 1/30	red	1805740000	150
SFC 1/30	yellow	1805730000	150
SFC 2/30	white	1805870000	90
SFC 2/30	blue	1805820000	90
SFC 2/30	red	1805850000	90
SFC 2/30	yellow	1805830000	90
SFC 0/12*		1813180000	40
SFC 1/12	white	1752720001	40
SFC 1/12	blue	1752720002	40
SFC 1/12	red	1752720003	40
SFC 1/12	yellow	1752720004	40
SFC 2/12	white	1763480001	24
SFC 2/12	blue	1763480002	24
SFC 2/12	red	1763480003	24
SFC 2/12	yellow	1763480004	24
SFC 0/21*		1813190000	40
SFC 1/21*		1779090000	40
SFC 2/21*		1805800000	24
SFC 0/30*		1813280000	30
SFC 1/30*		1805750000	30
SFC 2/30*		1805860000	18

\* please specify colour



## M-Fix combination system

(for print variants see page 79)



M-Fix Combi Tool

**M-Fix** is a ready-to-use, printed cable-marker for rapid and simple on-site fitting. Through combining individual markers, custom marking is quickly and simply achieved. Individual markers can be combined to form character sequences. Connecting the markers ensures a secure fit and in addition prevents them twisting on the cable.

A practical aid for applying M-Fix markers is the M-Fix Kombi Tool.

**M-Fix** is halogen-free and largely pollutant-free.

- For conductors with a diameter of 1.2 mm to 4.8 mm
- Marked in compliance with the resistor colour code (0-9)
- Combination of individual markers possible to form a character sequence

### Technical data

Material	Polyamide
Flammability acc. to UL 94	V2
Temperature range	- 40° C to + 100° C
Dimensions	Dimensions 1.2 or 3, Length 3mm
Colour	Standard yellow, resistor colour code M-Fix combination system
Print	Hot-embossed
Details of type	M-Fix: Type, Dimensions and Length

### Ordering data

#### size 1 ø 1.0 ... 2.1 mm, length 3 mm, yellow,

Type	Order no.	QTY.
M-Fix O 1.3 neutral	1597120000	300
M-Fix O 1.3 colour code*	167677....	300
M-Fix O 1.3 with print**	see page 79	300

#### size 2 ø 2.0 ... 3.5 mm, length 3 mm, yellow,

Type	Order no.	QTY.
M-Fix O 2.3 neutral	1574650000	250
M-Fix O 2.3 colour code*	167678....	250
M-Fix O 2.3 with print**	see page 79	250

#### size 3 ø 3.4 ... 4.8 mm, length 3 mm, yellow,

Type	Order no.	QTY.
M-Fix O 3.3 neutral	1597140000	210
M-Fix O 3.3 colour code*	167679....	210
M-Fix O 3.3 with print**	see page 79	210

M-Fix CombiTool	1689790000	1
-----------------	------------	---

\* see right for colour variants

\*\* for print variants see page 93

#### \* Resistor colour code for M-Fix O combination system

Colour	Print	Code
● black	0	0010
● brown	1	0001
● red	2	0002
● orange	3	0003
● yellow	4	0004
● green	5	0005
● blue	6	0006
● violet	7	0007
● grey	8	0008
● white	9	0009
BL/WS	-	0012
RT/WS	+	0011

PA



Technical data

Material	PVC, cadmium and silicone-free
Flammability acc. to UL 94	VO
Temperature range	-30 to +60°C
Dimensions	3, 4 and 6 mm length PA 1/3 e.G. size 1, length 3 mm
Colour	yellow, white, special colours in compliance with the international resistor colour code
Print	black, hot-embossed (on yellow, white, grey and orange) white, hot-embossed (on black, grey, red, green, blue and violet)
Possible marking systems	Plotter see page 61

The **PA** cable marker is a closed marker which is fitted onto unconnected cables. Four different sizes enable cross sections from 0.5 mm<sup>2</sup> to max.70 mm<sup>2</sup> to be marked. The markers are printed, ready-to-use and are available in three different sized packing units. Custom marking is easily achieved through the potential combination of individual markers.

PA selection table

Type	Insulation ø mm	Conductor cross section mm <sup>2</sup>
PA 02	1.3 - 3.0	0.5 - 1.5
PA 1	12.5 - 5.0	1.5 - 4.0
PA 2	4.0 - 10.0	2.5 - 16
PA 3	8.0 - 16.0	16.0 - 70.0

Quantity	Unit = 1 individual marker			
Packaging	Type			
	PA 02	PA 1	PA 2	PA 3
Roll	1000	1000-	-	-
Narrow roll	500	500	250	
MultiPack 250	250	100	100	
Min. order	1 QTY.			
Packaging	roll, narrow roll, Multipack			

PC



Technical data

Material	PVC, cadmium and silicone-free
Flammability acc. to UL 94	VO
Temperature range	-30 to +60°C
Dimensions	3, 4 and 6 mm length PAC 1/3 e.G. size 10, length 3 mm
Colour	yellow, white, special colours in compliance with the international resistor colour code
Print	black, hot-embossed (on yellow, white, grey and orange) white, hot-embossed (on black, grey, red, green, blue and violet)
Possible marking systems	Plotter see page 61

The **PC** cable marker is for fitting onto already connected cables. This open marker can be fitted quickly and offers the possibility of individual combinations. Its shape ensures a secure fit on the conductor. The markers are printed, ready to use and available in multi-packs. The PC sleeves are ideal for upgrading established systems or for adding to previously fitted markers

PC selection table

Type	Insulation ø mm	Conductor cross section mm <sup>2</sup>
PC 10	2.4 - 3.0	0.4 - 1.5
PC 20	3.0 - 4.0	1.5 - 3.0
PC 30	4.0 - 5.0	3.0 - 4.0
PA 40	5.0 - 6.0	4.0 - 5.0

Quantity	Unit = 1 individual marker			
Packaging	Type			
	PC 10	PC 20	PC 30	PC 40
Min. order	1 QTY.			

PK



Technical data

Material	PVC, cadmium and silicone-free
Flammability acc. to UL 94	VO
Temperature range	-30 to +60°C
Dimensions	<b>PK:</b> 4mm length, <b>PK 2/4</b> e.G. length 4 mm <b>PKH:</b> 70 mm u. 110 mm <b>PKH 70</b> e.G. length 70 mm
Colour	yellow, white, special colours in compliance with the international resistor colour code
Print	black, hot-embossed (on yellow, white, grey and orange) white, hot-embossed (on black, grey, red, green, blue and violet)
Possible marking systems	Plotter see page 61
Max. width of cable binder	6.2 mm

**PK** marking sleeves are affixed to the PKH carrier strip and subsequently fitted using cable ties. PKH holding strips are available in two different lengths. The use of cable ties for fitting means that the system is also suitable for large cable cross sections. **PK** cable markers are printed, ready to use and are available in two different sized packages. The rapid fitting of multi-character markings is made possible by combining individual sleeves.

Quantity	Unit = 1 individual marker	
Packaging	Type	
	<b>PK Markers</b>	
Narrow roll	500	
MultiPack	100	
Min. order	1 QTY.	

## Partex roll



## Narrow roll



## MultiPack



### Ordering data

Type	Supplied as	Order no. / Variants see right
<b>PA</b>		
PA02/3	Roll	021380....
PA02/3	Multipack	021381....
PA02/3	Roll	025210....
PA02/3	Narrow roll	156824....
PA02/3	Multipack	025211....
PA02/3	Roll	025210....
PA02/3	Multipack	025211....
PA02/3	Roll	025210....
PA02/3	Multipack	025211....
PA02/6	Roll	025220....

Type	Lieferform	Order no.
PA1/3	Roll	017110....
PA1/3	Multipack	017111....
PA1/3	Roll	025260....
PA1/3	Narrow roll	156825....
PA1/3	Multipack	025261....
PA1/3	Roll	025260....
PA1/3	Multipack	025261....
PA1/3	Roll	025260....
PA1/3	Multipack	025261....
PA1/6	Roll	025270....
PA1/6	Multipack	025271....
PA2/4	Narrow roll	017130....
PA2/4	Narrow roll	156826....
PA2/4	Multipack	025131....
PA2/4	Narrow roll	156826....
PA2/6	Roll	025140....

Type	Supplied as	Order no.
PA3/6	Multipack	024001....
PA3/6	Multipack	025341....
PA3/9	Multipack	025351....

Type	Supplied as	Order no.
<b>PC</b>		
PC10/3	Multipack	064800....
PC20/3	Multipack	064810....
PC30/3	Multipack	064820....
PC40/4	Multipack	063490....

Type	Supplied as	Order no.
<b>PK</b>		
PK2/4	Narrow roll	156830....
PK2/4	Narrow roll	156830....
PK2/4	Multipack	173365....
PK2/4	Narrow roll	156830....

Type	Supplied as	Order no.
<b>PKH</b>		
PKH 70		0524400000
PKH 110		0189400000

### Ordering data

Print	Variant no.	Print	Variant no.	Print	Variant no.
0	1502	A	1637	a	1700
1	1505	B	1639	b	1701
2	1508	C	1641	c	1702
3	1511	D	1643	d	1703
4	1514	E	1645	e	1704
5	1517	F	1647	f	1705
6	1520	G	1649	g	1706
7	1523	H	1651	h	1707
8	1526	I	1653	i	1708
9	1529	J	1655	j	1709
		K	1657	k	1710
		L	1659	l	1711
		M	1661	m	1712
		N	1663	n	1713
		O	1665	o	1714
		P	1667	p	1715
		Q	1669	q	1716
		R	1671	r	1717
		S	1673	s	1718
		T	1676	t	1719
		U	1679	u	1720
		V	1681	v	1721
		W	1683	w	1722
		X	1687	x	1723
		Y	1696	y	1724
		Z	1698	z	1725

International colour code	
● black	1503
● brown	1506
● red	1509
● orange	1512
● yellow	1514
● green	1518
● blue	1521
● violet	1524
● grey	1527
○ white	1530

Special signs	
+	1738
-	1740
RT/WS +	1737
BLWS -	1741
/	1742
.	1748
:	1750
=	1751
g	1746
Earth in circle	1747
Alternating current	1752
BLWS N	1664

Special signs (double)	
L1	1728
L2	1729
L3	1730
BLWS MP	1732
PE	1733
X1	1150
X2	1151
X3	1152
A1	1726
A2	1727

RT/SW = red sleeves, black print  
BLWS = blue sleeves, white print

**Note**  
Standard colour combination yellow sleeves, black print  
Other colour combinations  
e.g. white sleeves, black print, variant: 9999



## Partex accessories

### CAS



**CAS** is a compact pocket-size plastic cassette for **PA** cable markers.

The **CAS 500/PA 1** range is fitted with sleeves labelled from 0 – 9 for every group of 50, and with the fitting rod **PUJ5**.

#### Ordering data

Type	Order no.
Service-Pack PA1/3 0 - 9	<b>0647900000</b>
CAS 500EP + sleeves	

### SRP




The **SRP** and **SRK** boxes provide efficient storage for small rolls of the **PA** and **PK** cable markers efficiently. The **SRP** box is made from metal and contains an additional removable insert with five compartments in the lid for additional components, e.g. cable ties.

The **SRK** cardboard box is designed to store narrow rolls.

#### Ordering data

Type	Order no.
Partex Box SRP	<b>1763290000</b>
for storage of narrow rolls	
SRK cardboard box for narrow rolls	<b>1747400000</b>

### SK 12



The **SK 12/PA1** range is particularly suitable for installation work at permanent work stations. It is fitted with 10,000 sleeves, labelled from 0 – 9 for every group of 1,000 sleeves.

#### Ordering data

Type	Order no.
SK 12 with Pa1/3, labelled 0-9 fitted with 10,000 PA1/3 BE	<b>0336000000</b>



# Stainless steel markers PKS



The **PKS stainless steel** range is a complete marking system for cables, pipes and components. The PKS range provides permanent marking in environments in which other markings fail. It is resistant to heat, cold, corrosion, acids and chemicals.

The marking system consists of cable ties, holders and marking plates, all made from stainless steel. The PKS holder is available in 5 different sizes. This holder is the basic component to which the marking plates are affixed. The PKS marking plates, which are bent at the upper and lower edges, are slipped onto the holder. In order to ensure a tight fit, the edges may be squeezed using pliers. The labelling is embossed on to the stainless steel plates, which ensures legibility after varnishing.

There are two assortment cases available in order to make the process of on-site markings quick, easy and flexible.

Additional specialized tools for simplified fitting are available for the stainless steel cable ties.

- Complete stainless and acid-proof marking system for cables and pipes (quality in accordance with SIS 2347 and/or AISI 316 TI W no. 1.4401).
- Resistant to heat, cold, corrosion, acids and chemicals, fire, etc.
- Single-character marking
- Allows fast and clean fitting
- The quick-fit, single-character system - supplied in handy bags or as a complete Service Pack - ensures flexibility when carrying out own marking

## Technical data

Material	acid-proof, stainless steel, quality in accordance with SIS 2347 and/or AISI 316TI and W no. 1.4401
Temperature range	-80°C...+250°C
Dimensions	see table below
Colour	stainless steel
Possible marking systems	embossed stainless steel plates
Resistance to	fire; extremely resistant to heat, cold, corrosion, acids and chemicals, etc.
Printing	high quality embossing. Text is clearly visible, even after painting.

Type	Imprint	Order no.	Type	Imprint	Order no.
PKS 10	(	1712501744	PKS 10	G	1712501649
PKS 10	+	1712501738	PKS 10	H	1712501651
PKS 10	-	1712501740	PKS 10	I	1712501653
PKS 10	.	1712501743	PKS 10	J	1712501655
PKS 10	/	1712501739	PKS 10	K	1712501657
PKS 10	g	1712501053	PKS 10	L	1712501659
PKS 10	0	1712501000	PKS 10	M	1712501661
PKS 10	1	1712500001	PKS 10	N	1712501663
PKS 10	2	1712500002	PKS 10	Blank	1712502000
PKS 10	3	1712500003	PKS 10	0	1712501665
PKS 10	4	1712500004	PKS 10	P	1712501667
PKS 10	5	1712500005	PKS 10	Q	1712501669
PKS 10	6	1712500006	PKS 10	R	1712501671
PKS 10	7	1712500007	PKS 10	S	1712501673
PKS 10	8	1712500008	PKS 10	T	1712501676
PKS 10	9	1712500009	PKS 10	U	1712501679
PKS 10	:	1712501741	PKS 10	V	1712501681
PKS 10	=	1712501742	PKS 10	variants	1712500000
PKS 10	A	1712501637	PKS 10	W	1712501683
PKS 10	B	1712501639	PKS 10	X	1712501687
PKS 10	C	1712501641	PKS 10	Y	1712501696
PKS 10	D	1712501643	PKS 10	Z	1712501698
PKS 10	E	1712501645	PKS 10	Service pack 0-9	1771900000
PKS 10	F	1712501647	PKS 10	Service pack A-0	1771910000

Type	Order no.	QTY	Length (mm)	Width (mm)	Characters	Text height (mm)	Thickness (mm)
<b>PKS-marking plates</b>							
PKS 10 plates	171250....	50 pieces	5.5	10.9	1	4.5	0.3
(5 strips containing 10 plates each)							

Type	Order no.	QTY	Length (mm)	Width (mm)	Slot width	Max. no. of char's	Thickness (mm)
PKS holder 47 mm	1774500000	50 pieces	47.0	10.3	4.8	6	0.3
PKS holder 65 mm	1774510000	50 pieces	65.0	10.3	4.8	9	0.3
PKS holder 87 mm	1774520000	50 pieces	87.0	10.3	4.8	13	0.3
PKS holder 109 mm	1774530000	50 pieces	109.0	10.3	4.8	17	0.3
PKS holder 128 mm	1774490000	50 pieces	128.0	10.3	4.8	20	0.3


Type	Order no.	QTY
<b>PKS Service-Pack</b>		
PKS Service Pack 0-9	1771900000	1 piece
PKS Service Pack A-0	1771910000	1 piece

# Stainless steel markers PKS

## PKS-Tool



## SCT



### PKS Service Pack 0-9

3 strips containing 10 markers (total 30 pcs.)  
of the following 10 characters: 0,1,2,3,4,5,6,7,8,9,+,-,=,/,.,.:

Holder:	40 mm (50 pcs), 60mm (25 pcs), 120 mm (25 pcs)
Cable ties:	201 mm (100 pcs)

### PKS Service Pack A-Ö

3 strips containing 10 markers (total 29 pcs.)  
of the following 29 characters:

A, B, C, D, E, F, G, H, I, J, K, L, M, N, O, P, Q, R, S, T, U, W, Y, Z, Ä, Å, Ö, Ü, and *
---

The two **PKS Service Pack** boxes are made from sturdy plastic. The compartments for storing the stainless steel equipment are clearly laid out.

The **PKS Service-Pack 0-9** contains the following products:

3 strips containing 10 marking plates (total 30 pcs.) with the following 19 characters:  
0, 1, 2, 3, 4, 5, 6, 7, 8, 9, +, -, ~, =, earth, /, ., : and space.

**PKS Holder** 47 mm (50 pcs), **PKS Holder** 67 mm (25 pcs) and **PKS** 128 mm (25 pcs). **PKS cable ties** (stainless cable ties with ball fixing) 201 mm length (100 pcs).

The **PKS Service Pack A-Ö** contains the following products:

3 strips containing 10 marking plates (total 30 pcs.) with the following 34 characters:  
A, B, C, D, E, F, G, H, I, J, K, L, M, N, O, P, Q, R, S, T, U, V, W, X, Y, Z, Ä, Å, Ö, Ü, (, and \*.

### Technical data

PKS Tool Automatic	Length: 180 mm, Weight : 600 g
PKS Tool Manual	Length: 210 mm, Weight: 500 g

### Technical data

Material	SCT stainless steel 14301 in accordance with DIN (AISI 304, similar to V2A), non-magnetic, corrosion and weather resistant, resistant to a wide range of aggressive chemicals.
Temperature range	-80°C .. +538°C
Dimensions	Width 4.6 mm, Length 127-838 mm
Colour	stainless steel
Possible marking systems	PKS
Tensile strength	445 N
Approvals	<ul style="list-style-type: none"> <li>• VG 95387</li> <li>• Germanischer Lloyd GL 32666H and GL 51796HH</li> <li>• Lloyds London, certificate no. 89/0123</li> <li>• DNV, E-876, E-877 dated 30.4.87</li> <li>• GVT 85071</li> <li>• MIL-S-23190</li> <li>• R.I.Na. 5/221</li> <li>• NASA, date of approval 9.2.84</li> <li>• Bureau Veritas (no. 2535/4048/A0/0)</li> <li>• USSR Marine Register (no. 91.049.272)</li> </ul>

The **PKS Tool** is a manual tool used for tightening steel cable ties; there are two different models.

Using the **Automatic** model, the cable ties are tightened then the remaining loose end is cut off.

The **PKS Tool Manual** is designed for tightening cable ties only; the cable band can then be removed with a twist of 90 degrees.

**WeidSteel** comprises a comprehensive range of stainless steel cable ties which are capable of withstanding extreme stress, e.g. high temperatures or the effect of strong chemicals.

- Stainless steel AISI 304
- Easy and safe installation due to its patented closure head
- Patented rounded edges prevent injuries
- Ideal for outside use
- Radiation and corrosion resistant
- Non-magnetic
- No serrations, thus no abrasion of the insulation

### Ordering data

Type	Order no.	
<b>PKS TOOL</b>		
PKS Tool Automatic	<b>1774470000</b>	1 piece
PKS Tool Manual	<b>1774480000</b>	1 piece

### Ordering data

Type	Order no.	length(mm)	bundle ø	QTY
SCT 4.6/127	<b>1699800000</b>	127	19 - 25	100
SCT 4.6/201	<b>1699810000</b>	201	19 - 51	100
SCT 4.6/266	<b>1699900000</b>	266	19 - 69	100
SCT 4.6/360	<b>1699910000</b>	360	19 - 101	100
SCT 4.6/520	<b>1699920000</b>	520	19 - 152	100
SCT 4.6/679	<b>1699930000</b>	679	19 - 203	100
SCT 4.6/838	<b>1699940000</b>	838	19 - 254	100

## Transparent sleeves

### PT Slim



### Technical data

#### PT-Slim

Material	PVC
Flammability acc. with UL 94	V2
Temperature range	-30 ... +60°C
Dimensions	Length 21 mm
Colour	transparent
Possible marking systems	inlay tags
Installation note	TM-I, PF and X-Card

Area of application	insulation outside diameter	cable cross section
PT-Slim 02	ø 1.3 - 3.0 mm	0.22 - 1.5 mm <sup>2</sup>
PT-Slim 1	ø 2.5 - 5.0 mm	0.75 - 6.0 mm <sup>2</sup>
PT-Slim 2	ø 4.0 - 10.0 mm	4.0 - 35.0 mm <sup>2</sup>
PT-Slim 3	ø 8.0 - 16.0 mm	25.0 - 75.0 mm <sup>2</sup>

**PT-Slim** is a high-quality transparent sleeve for marking cables and cables with diameters up to 75 mm. The four different lengths available enable even long character sequences to be used. The transparent sleeve provides excellent protection for the inlay tag against various external influences. The following products can be used as inlay tags (see page 36): PF, TM-I and X-Card.

### Ordering data

Type	Order no.	QTY
PT Slim 02-12	1764060000	200
PT Slim 1-12	1764190000	200
PT Slim 2-12	1764230000	100
PT Slim 3-12	1764270000	100
PT Slim 02-15	1764070000	200
PT Slim 1-15	1764200000	200
PT Slim 2-15	1764240000	100
PT Slim 3-15	1764280000	100
PT Slim 02-18	1764140000	200
PT Slim 1-18	1764210000	200
PT Slim 2-18	1764250000	100
PT Slim 3-18	1764290000	100
PT Slim 02-20	1764150000	200
PT Slim 1-20	1764220000	200
PT Slim 2-20	1764260000	100
PT Slim 3-20	1764300000	100

### TM



The **TM Sleeve** is an extension of the Weidmüller product range of transparent sleeves. The large range of various lengths and sizes allows universal application. The area for possible use is wide: from thin cables to cables with large outside diameters. The **TM Sleeve** provides safe protection for the labelled tags against various external influences. Subsequent fitting of inlay tags to the **TM Sleeves** allows a flexible approach during installation work.

- Optimal protection of the labelled inlay tags against various outside influences
- Fitting of the TM Sleeves with inlay tags after assembly allows a flexible approach when carrying out installation work.
- Large range of application for cables with 4 different lengths and 9 different sizes available
- One type of tag fits all sleeve diameters

Type	Insulation outside Diameter	Cable cross-section
TM 201	1.5 - 2.5 mm	0.25 - 1.5 mm <sup>2</sup>
TM 202	2.0 - 4.0 mm	0.5 - 2.5 mm <sup>2</sup>
TM 203	4.0 - 7.0 mm	2.5 - 10.0 mm <sup>2</sup>
TM 204	6.0 - 10.0 mm	6.0 - 16.0 mm <sup>2</sup>
TM 205	10.0 - 14.0 mm	16.0 - 35.0 mm <sup>2</sup>
TM 206	14.0 - 22.0 mm	35.0 - 120.0 mm <sup>2</sup>
TM 207	22.0 - 30.0 mm	20.0 - 240.0 mm <sup>2</sup>
TM 208	30.0 - 35.0 mm	240.0 - 300.0 mm <sup>2</sup>
TM 209	35.0 - 40.0 mm	300.0 - 500.0 mm <sup>2</sup>

The given data shows approximate values. These refer to the diameter of the cables only. Different insulation materials may cause significant variations.

### Technical data

#### TM (Sleeve)

Material	PVC
Flammability accordance with UL 94	V 0
Temperature range	-50 ... +80°C
Dimensions	Length 12 mm, 15 mm, 18 mm, 20 mm
Colour	transparent
Possible marking systems	inlay tags TM-I, PF or X-Card
Minimum order quantity	1 packing unit

### Ordering data

Type	Order no.	QTY
TM 201/12	1798640000	1000
TM 202/12	1798560000	1000
TM 203/12	1798510000	500
TM 204/12	1806180000	500
TM 205/12	1806190000	200
TM 206/12	1806200000	200
TM 207/12	1806210000	50
TM 208/12	1806220000	50
TM 209/12	1806230000	50
TM 201/15	1798620000	1000
TM 202/15	1798540000	1000
TM 203/15	1798490000	500
TM 204/15	1806240000	500
TM 205/15	1806250000	200
TM 206/15	1806260000	200
TM 207/15	1806270000	50
TM 208/15	1806280000	50
TM 209/15	1806290000	50
TM 201/18	1798600000	1000
TM 202/18	1798530000	1000
TM 203/18	1798480000	500
TM 204/18	1806300000	500
TM 205/18	1806310000	200
TM 206/18	1806320000	200
TM 207/18	1806330000	50
TM 208/18	1806340000	50
TM 209/18	1806350000	50
TM 201/20	1798580000	1000
TM 202/20	1798520000	1000
TM 203/20	1798470000	500
TM 204/20	1806360000	500
TM 205/20	1806370000	200
TM 206/20	1806380000	200
TM 207/20	1806390000	50
TM 208/20	1806400000	50
TM 209/20	1806410000	50

## Transparent sleeves

### TM-HF



#### Technical data

##### TM-HF (sleeve)

Material	Polyethylene PE-LD
Flammability	acc. with UL 94
Temperature range	-20 ... + 100°C
Dimensions	Length: 12 mm and 18 mm
Colour	transparent
Possible marking systems	inlay tags TM-I 12 and 18
Minimum order quantity	1 packing unit

The **TM-HF** sleeve is an extension of the range of products which are halogen-free and thus largely free from harmful substances. The transparent sleeve provides excellent protection for the inlay tag against external influences. **TM-HF** sleeves are assembled with labelled inlay tags TM-I 12 r TM-I 18.

- Large area of application for cables and cables
- Halogen-free
- Slim design ensures tight fit on holder
- Professional labelling with the Weidmüller labelling systems for MultiCards.

Area of application	Insulation outside diameter	Insulation cable cross section
TM-HF 0	1.3 - 2.0 mm	0.22 - 0.5 mm <sup>2</sup>
TM-HF 1	1.8 - 2.5 mm	0.5 - 1.5 mm <sup>2</sup>
TM-HF 2	2.5 - 4.0 mm	0.75 - 2.5 mm <sup>2</sup>
TM-HF 3	4.0 - 6.5 mm	2.5 - 6.0 mm <sup>2</sup>
TM-HF 4	6.0 - 10.0 mm	10.0 - 35 mm <sup>2</sup>
TM-HF 5	9.0 - 15.0 mm	25.0 - 70 mm <sup>2</sup>
TM-HF 6	15.0 - 24.0 mm	35.0 - 150 mm <sup>2</sup>

#### Ordering data

Type	Order no.	QTY
TM 0/12 HF	1719760000	1000
TM 1/12 HF	1719780000	1000
TM 2/12 HF	1719800000	1000
TM 3/12 HF	1719820000	500
TM 4/12 HF	1719840000	500
TM 5/12 HF	1719860000	200
TM 6/12 HF	1719880000	200
TM 0/18 HF	1719770000	1000
TM 1/18 HF	1719790000	1000
TM 2/18 HF	1719810000	1000
TM 3/18 HF	1719830000	500
TM 4/18 HF	1719850000	500
TM 5/18 HF	1719870000	200
TM 6/18 HF	1719890000	200

### TMX-HF



#### Technical data

##### TMX-HF (sleeve)

Material	Polyethylene PE-LD
Flammability	acc with UL 94
Temperature range	-20 ... + 100° C
Dimensions	Length: 18 mm
Colour	transparent
Possible marking systems	inlay tag TM-I 18
Cable ties CB see page 66	
Max. width of cable tie	4.8 mm
Minimum order quantity	1 Packing unit

**TMX** completes the extensive range of Weidmüller sleeves. The transparent and halogen-free **TMX** sleeve can be installed easily and safely using a cable tie, irrespective of the outside diameter of the cable. It is an optimal marking solution for all cables and cables with outside diameters larger than 15 mm. **TMX** sleeves are fitted with the labelled inlay tags TM-I 18.

- Large area of application for cables and similar marking applications
- Halogen-free
- Tight fit through installation with cable ties
- Professional labelling with the Weidmüller labelling systems for MultiCards.

Area of application	Insulation outside diameter	Cable cross section
TMX	15.0 mm	25 mm <sup>2</sup>

#### Ordering data

Type	Order no.	QTY
TMX	1748820000	500

### PM



#### Technical data

##### PM

Material	PVC
Flammability	accordance with UL 94
Temperature range	-30 ... +60°C
Dimensions	
PM 20	Length 33 mm and 66 mm Width 11.3 mm
PM 10	Length 33 mm Width 6 mm
Colour	transparent
Possible marking systems	inlay tags TM-I 18, ESG 9/17 or PF2 17.5

**PM** is the right sleeve for large cable diameters. The transparent pocket of the sleeve protects the inlay tags from environmental influences. The transparent **PM** sleeve is fitted using cable ties. Marking is by either TM-I 18, PM 10/33, or ESG 9/17 for PM 20/33. TM-I and ESG tags are in the proven MultiCard format and can be conveniently labelled using the Smark-Laser, PrintJet, Plotter or MC-Mobilio. Tag PF 2/17.5 is suitable for **PM 20/66**.

- Secure fit through cable tie installation
- Professional labelling with the Weidmüller labelling systems for MultiCards.

#### Ordering data

Type	Order no.	QTY
PM 10/33	1763270000	100
PM 20/33	1763280000	100
PM 20/66	1763390000	50
ESG 9/17 blank	1724760000	200
ESG 9/17 printed	1770480000	200
PF 2/17.5	1764050000	DIN A4 sheet 352 Labels

## Inlay tags

### PF



#### Technical data

##### PF

Material	polyester foil, halogen-free
Flammability	acc. with UL 94 no resistance
Temperature range	- 30 bis + 120°C
Dimensions	
PA/21	21 mm
PF2/17.5	17.5 mm
Colour	white, yellow
Possible marking systems	laser printer, matrix printer, plotter
Suitable sleeves	PT-Slim, PM

The PF inlay tags are made from halogen-free polyester material. Separating the tags is made easy by the perforated edges of the DIN A4 sized sheets. The pre-treated material guarantees fast and permanent labelling using laser, matrix or plotter printers.

#### Ordering data

Type	Order no.	QTY	No. of tags.
PF1/21 white	<b>1600741044</b>	10 DIN A4 sheets	7920
PF1/21 yellow	<b>1600741687</b>	10 DIN A4 sheets	7920
PF2/17.5 white	<b>1764050000</b>	10 DIN A4 sheets	3520

### TM I



#### Technical data

##### TM-I MultiCard (inlay tag)

Material	Polyamide
Flammability	acc. with UL 94 V2
Temperature range	- 40°C bis + 100°C
Dimensions	12x4, 15x4, 18x4, 20x4 mm
Colour	white, yellow, red, blue, green
Possible marking systems	plotter, SMark-Laser, MC-Mobilo
Wipe resistance	following IEC 50

The inlay tags **TM-I** in combination with the Weidmüller range of sleeves provide a reliable and flexible cable marking system. The special shape of the TM-I tags allows easy fitting and a secure fit on various sleeves, making it compatible with many standard sleeves. Using the project labelling area of the MultiCards, the tags can be separated and inserted into the sleeves easily. The inlay tags produced in the MultiCard format may be printed quickly and conveniently using the SMark Laser, PrintJet, Plotter, MC-Mobilo or the STI Pen.

- Sleeve gives label superior protection
- Easy separation and fitting through the project labelling area
- Four different marker lengths allow individual labelling with long character sequences, matched to marking requirements.
- More flexibility for installation work with option of labelling and inserting after sleeve fitting
- Individual labelling with SMark Laser, PrintJet, Plotter or MC-Mobilo
- Approved and listed marker in traffic engineering

#### Number of characters when using the plotter fonts

Pen size	0.18	0.25	0.35	0.18	0.25	0.35
Font (pt)	10	10	10	4	5	6
Tag length <b>12</b>	5	5	5	13	11	9
Tag length <b>15</b>	7	7	7	17	14	11
Tag length <b>18</b>	8	8	8	20	16	14
Tag length <b>20</b>	9	9	9	22	18	15

#### Ordering data

Type	Order no.	QTY
TM-I 12 blank*	<b>171841....</b>	<b>320</b>
TM-I 15 blank*	<b>160998....</b>	<b>400</b>
TM-I 18 blank*	<b>171843....</b>	<b>320</b>
TM-I 20 blank*	<b>168041....</b>	<b>400</b>

*please indicate colour choice:	white:	<b>1044</b>
	blue:	<b>1693</b>
	red:	<b>1686</b>
	yellow:	<b>1687</b>
	green:	<b>1688</b>

TM-I 12 printed, state colour	<b>1718420000</b>	<b>320</b>
TM-I 15 printed, state colour	<b>1609990000</b>	<b>400</b>
TM-I 18 printed, state colour	<b>1718440000</b>	<b>320</b>
TM-I 20 printed, state colour	<b>1680420000</b>	<b>400</b>



## Inlay tags

### X-Card

L-100	L-101	L-102
L-103	L-104	L-105
L-106	L-107	L-108
L-109	L-110	L-111
L-112	L-113	L-114
L-115	L-116	L-117
L-118	L-119	L-120



#### Technical data

Material	Polystyrene
Flammability acc. with UL 94	V2
Temperature range	-30°C to +60°C
Dimensions	Length: 12, 15, 18 or 21 mm
Colour	white, yellow
Possible marking system	thermal transfer printing/ ThermoCard printer
Colours	white or yellow
Supplied as	25 cards of 21 tags
Recommended printer	THC printer (hardware), Order no <b>1774070000</b>

The **X-Card** is an inlay tag that is printed using thermal transfer printing. It was developed specially for the PT Slim sleeve and is supplied in lengths of 12, 15, 18 or 21 mm. The tags can be separated easily using the bridge as an installation aid.


- Labelling by means of thermal transfer printing using the ThermoCard printer
- Easy separation of the tags
- Available in lengths of 12, 15, 18 and 21 mm
- Card can be used as an installation aid

#### Ordering data

Type	Order no.	QTY	Tags per sheet	Colour
X-Card 4/12	<b>1782670000</b>	525	21	yellow
X-Card 4/12	<b>1782660000</b>	525	21	white
X-Card 4/15	<b>1782640000</b>	525	21	yellow
X-Card 4/15	<b>1782650000</b>	525	21	white
X-Card 4/18	<b>1782620000</b>	525	21	yellow
X-Card 4/18	<b>1782630000</b>	525	21	white
X-Card 4/21	<b>1782610000</b>	525	21	yellow
X-Card 4/21	<b>1774080000</b>	525	21	white

## Marking with cable ties

### WKS



#### Technical data

Material	polyamide, halogen-free and cadmium-free
Flammability acc. with UL 94	V2
Temperature range	-40 to +100°C
Dimensions	WKS 11/54: 54 x 11 mm WKS 11/27: 27 x 11 mm
Colour	yellow, white, grey, green
Possible marking systems	thermal transfer printing or plotter
Max. width of cable tie	3.6 mm
Labelling area	WKS 11/54: 37 x 11 mm WKS 11/27: 11 x 11 mm
Packaging	WKS 11/54: 200 Pieces (25 Cards, 1 Card = 8 Pieces) WKS 11/27: 400 Pieces (25 cards, 1 card = 16 pieces)
Recommended printer	THC printer (hardware), Order no. <b>1774070000</b>

**WKS** is a cable and cable marker the size of a credit card, installed with cable ties and therefore particularly suitable for labelling large cables. **WKS** is available printed ready for use or as a blank marker for self-printing. Markers are labelled with the highly resistant thermal transfer printing or with the proven plotter printing.

- Thermal transfer printing for superior printing quality and abrasion resistance
- Simple and flexible installation with cable ties
- Available in two sizes
- Printed, ready-to-use markers save time

#### Ordering data

Type	Order no.
WKS 11/27 Blank *	<b>167509....</b>
WKS 11/54 Blank *	<b>164646....</b>
WKS 11/54 printed, colour * (please specify colour)	<b>1646470000</b>
WKS 11/27 printed, according to provided data	<b>1675100000</b>
<b>Inlay WKS/LogiMark/ClipCard</b>	<b>1697590000</b>

Reception plate for plotter\*\*

\*\* Requirements:

MultiCard frame + inlay (**1697590000**) present.

One inlay can be used to label 2 cards.

*Please state colour choice:	white:	<b>1044</b>
	gelb:	<b>1687</b>
	grey:	<b>1691</b>
	green:	<b>1688</b>

Imprint colour: black

# Marking with cable ties

## WKM



**WKM** is a marker which can withstand considerable strain, offering a secure fit on the cable or cable. Its transparent pocket ensures that the labelling is well protected from any environmental influences. Available in 3 different sizes, WKM offers a large number of labelling options, such as laser printing, matrix printing or the STI pen. Fixing by means of cable ties allows almost all cable cross-sections to be used.


- Protects lettering through a transparent pocket
- A multitude of labelling options, e.g. laser printing, matrix printing or the STI pen on paper or polyester labels
- Flexible fitting using cable ties for almost all cross-sections

### Ordering data

Type	Order no.
WKM 8/20	<b>1753490000</b>
WKM 8/30	<b>1631910000</b>
WKM 18/43	<b>1610700000</b>
ESG 7/20 *	<b>173618....</b>
CTMT 60 20/8 *	<b>168540....</b>
LM MT300 20/8 *	<b>168638....</b>
THM MT300 20/8 *	<b>175324....</b>

\* Please state colour choice:

white:	<b>1044</b>
yellow:	<b>1687</b>
silver:	<b>0001</b>
turquoise:	<b>1696</b>



### Technical data

WKM	
Material	polypropylene, halogen-free and cadmium-free
Flammability	IP 40
Temperature range	-40°C ... +80°C constant
Dimensions	WKM 8/20, 8 x 20mm
Colour	transparent
Possible marking systems	inlay tags ESG, EGO
<b>Inlay tag</b> (dimensions)	ESG 7/20 (7 x 20)
Material:	ESG: polyamide
Dimensions	Max. width of cable tie: 7.8 mm
Colour:	ESG: white, turquoise LM MT300, THM MT300 white, silver, yellow
Possible marking systems	ESG: STI Pen, typewriter, matrix printer, laser printer ESG: SMark, PrintJet, plotter, MC-Mobilo, STI

## ESO




### Technical data

ESO	
Material	ESO: carton ESO P: polyester
Temperature range	-40°C ... +80°C constant
Dimensions	ESO 5: 16.5 x 40 mm ESO 5P: 16.5 x 40 mm ESO 7: 6.3 x 27 mm ESO 7P: 6.3 x 27 mm
Colour	white, yellow
Possible marking systems	Laser printer, matrix printer, typewriter, pen

### Ordering data

Type	Order no.	QTY	Tags/sheet
ESO 5 white	<b>1607710000</b>	1 sheet	60
ESO 5 yellow	<b>1631350000</b>	1 sheet	60
ESO 5P white	<b>1670370000</b>	10 sheets	60
ESO 5P yellow	<b>1670380000</b>	10 sheets	60
ESO 7 white	<b>1607720000</b>	1 sheet	240
ESO 7 yellow	<b>1634780000</b>	1 sheet	240
ESO 7P white	<b>1670400000</b>	10 sheets	240
ESO 7P yellow	<b>1670390000</b>	10 sheets	240

## CLS



The **CLS** heat-shrinkable tubes are particularly tight-fitting and as a result sit securely on the cable. They are printed using thermal transfer printers or matrix printers. **CLS** markers are an attractive alternative where installation space is limited. They combine the optimised use of small labelling areas with high-quality printing.

- Extremely tight fit so as to sit securely on the cable
- High-quality printing for small labelling areas
- Fast printing using thermal transfer or matrix printers

M-Label software for printing on page 65.

### Technical data

Material	molecularly cross-linked polyolefine		
Flammability	UL 224 VW-1		
Temperature range	CLS: -30°C ... +105°C		
Dimensions	Sizes	External diameter	For cable diameters
		3.2 mm	1.2 - 2.7 mm
		4.8 mm	1.7 - 4.1 mm
		6.4 mm	2.3 - 5.4 mm
		12.7 mm	4.5 - 10.8 mm
		25.4 mm	9.1 - 21.6 mm
	Length: 55 mm (one, two or three-part with perforation)		
Colour	CLS: white or yellow		
Possible marking systems	matrix or thermal transfer printer		
Wipe resistance	against abrasion, cleaning agents after shrinking		
Max. shrinking rate	3 : 1		

### Ordering data

Type	Order no.	QTY
<b>Single-part length 48 mm</b>		
CLS 3.2/1 white	1680500000	1000
CLS 4.8/1 white	1680510000	1000
CLS 6.4/1 white	1680520000	1000
CLS 12.7/1 white	1680530000	250
CLS 3.2/1 yellow	1680550000	1000
CLS 4.8/1 yellow	1680560000	1000
CLS 6.4/1 yellow	1680570000	100
CLS 12.7/1 yellow	1680580000	250
<b>Two-part length 24 mm</b>		
CLS 3.2/2 white	1680600000	1000
CLS 4.8/2 white	1680610000	1000
CLS 6.4/2 white	1680620000	1000
CLS 12.7/2 white	1680630000	250
CLS 3.2/2 yellow	1680650000	1000
CLS 4.8/2 yellow	1680660000	1000
CLS 6.4/2 yellow	1680670000	1000
CLS 12.7/2 yellow	1680680000	250

### Ordering data

Type	Order no.	QTY
<b>Three-part length 16 mm</b>		
CLS 3.2/3 white	1680700000	1000
CLS 4.8/3 white	1680710000	1000
CLS 6.4/3 white	1680720000	1000
CLS 12.7/3 white	1680730000	250
CLS 3.2/3 yellow	1680750000	1000
CLS 4.8/3 yellow	1680760000	1000
CLS 6.4/3 yellow	1680770000	1000
CLS 12.7/3 yellow	1680780000	250



**WriteOn** cable markers are used for labelling cables and wires up to an external diameter of 39 mm. The transparent adhesive tape secures and protects the labelled marker area.

- Simple application and marking of cables
- Marking is protected from dirt and abrasion with the application of transparent tape
- Labelling by laser or matrix printer, thermal transfer printer, ballpoint pen or Weidmüller STI Pen
- Simple and fast labelling

## Technical data

	Pocket pack	A4 sheet
Material	vinyl film	polyester film
Temperature range	-10 °C ... +80°C	-40°C ... +125 °C
Colour	white and yellow	white and yellow
Possible marking systems	laser printer, typewriter, pen	laser printer
Installation temperature	min. 0 °C	+10 °C ... +40 °C
Resistant to:	water, oil, solvents	extremes of temperature and chemicals
Adhesive	permanent acrylic polymer	permanent acrylic polymer
Adhesion to steel	1045 N/m	453 N/m

## Ordering data

Type	Order no.	Marker size	Size of labelling area H x W in mm	Colour labelling area H x W in mm	Max. ø mm	Pieces/sheet	QTY
<b>A4 sheets for laser printing</b>							
LM WriteOn 34/18 ws	<b>1695711044</b>	34 x 17.8	17.8 x 13.0	white	6.7	88	10 sheets
LM WriteOn 34/18 ge	<b>1695711687</b>	34 x 17.8	17.8 x 13.0	yellow	6.7	88	10 sheets
LM WriteOn 55/23 ws	<b>1695721044</b>	55 x 22.8	22.8 x 13.0	white	13.5	40	10 sheets
LM WriteOn 55/23 ge	<b>1695721687</b>	55 x 22.8	22.8 x 13.0	yellow	13.5	40	10 sheets
LM WriteOn 68/25 ws	<b>1695731044</b>	68 x 25,4	25,4 x 17.0	white	16.2	28	10 sheets
LM WriteOn 68/25 ge	<b>1695731687</b>	68 x 25,4	25,4 x 17.0	yellow	16.2	28	10 sheets
LM WriteOn 93/36 ws	<b>1695741044</b>	93 x 35.5	35.5 x 25.0	white	21.6	15	10 sheets
LM WriteOn 93/36 ge	<b>1695741687</b>	93 x 35.5	35.5 x 25.0	yellow	21.6	15	10 sheets
LM WriteOn 140/25 ws	<b>1712491044</b>	140 x 25	25.0 x 26.0	white	36.3	16	10 sheets
LM WriteOn 140/25 ge	<b>1712491687</b>	140 x 25	25.0 x 26.0	yellow	36.3	16	10 sheets
<b>Pocket pack</b>							
WriteOn TP 75/25 ws	<b>1689881044</b>	75.0 x 25.0	25.0 x 23.0	white	16.5	60 per pack	10 packs
WriteOn TP 75/25 ge	<b>1689881687</b>	75.0 x 25,	25.0 x 23.0	yellow	16.5	60 per pack	10 packs
WriteOn TP 150/25 ws	<b>1689891044</b>	150 x 25.0	25.0 x 23.0	white	40.4	30 per pack	10 packs
WriteOn TP 150/25 ge	<b>1689891687</b>	150 x 25.0	25.0 x 23.0	yellow	40.4	30 per pack	10 packs



(See page 80 for imprint variants)



Technical data

Roll THM	
Material	polyester
Temperature range	-40°C ... +125°C
Colour	white and yellow
Possible marking systems	thermal transfer printer (see page 64)
Installation temperature	+10°C ... +40°C
Resistant to:	extremes of temperature and chemicals
Adhesive	permanent acrylic polymer
Adhesion on steel	451 N/m

Technical data

Material	vinyl coated fabric
Fire protection class	
Temperature range	-30°C ... +80°C
Dimensions	Width 5 mm
	Length 2.4 m
Adhesive	permanent acrylic polymer
Resistant to	alkyl alcohols, petrol
Flammability	combustion time < 1 min.
Possible marking systems	printing
Installation note	
Adhesion to steel	627 N/m
Colour	white with black imprint
Packing units	110 rolls / dispenser holding 10 rolls
Characters per roll	approx. 470

MarkOn Tape is a convenient cable labelling tape in an easy-to-use multi-dispenser. The length of strip needed is released at the tear-off edge and then wound around the cable. The dispenser holds up to 10 exchangeable rolls. A large variety of different imprints are available.

- Release required length at the tear-off edge and wrap strip around the cable
- Cables and wires can be marked immediately
- Any length possible through combination of characters
- No printing necessary
- Small packing unit

Ordering data

Type	Order no.	Marker size H x W in mm	labelling area size H x W in mm	labelling area Colour	Max. ø	Pieces/roll	QTY mm
Roll for thermal transfer printing							
THM WriteOn 34/18 ws	1774380000	34 x 17.8	15.8 x 13.0	white	6.7	3000	1 roll
THM WriteOn 34/18 ge	1774390000	34 x 17.8	15.8 x 13.0	yellow	6.7	3000	1 roll
THM WriteOn 76/25 ge	1774340000	76 x 25	23.0 x 15.0	yellow	18.1	1800	1 roll
THM WriteOn 76/25 ws	1774350000	76 x 25	23.0 x 15.0	white	18.1	1800	1 roll
THM WriteOn 93/36 ws	1774400000	93 x 36	33.6 x 25.0	white	21.6	1500	1 roll
THM WriteOn 93/36 ge	1774410000	93 x 36	33.6 x 25.0	yellow	21.6	1500	1 roll
THM WriteOn 140/25 ws	1751561044	140 x 25	23.0 x 26.0	white	36.3	1050	1 roll

Ordering data

Type	Order no.	Imprint
MarkOn Rolls single roll	168581....	0 - 9, A - Z, +, -, /, earth, blank, L1, L2, L3, PE, PEN

Variants		see page 82
MarkOn rolls	1685890000	assorted 0 - 9
MarkOn dispenser Labelled 0-9	1685900000	10 rolls 0 - 9
MarkOn dispenser empty	1685910000	empty



## Equipment and Installation markers



Equipment and installation markers complete the switchgear marking range. Weidmüller equipment markers comply with the obligation to label operating equipment. Well-known manufacturers can be provided with customized markers for their equipment. Weidmüller has the complete range, whether the traditional adhesive system or the fast clip system with tags matching the original. You can of course label our equipment markers yourself using the appropriate software and system-compatible printers or plotters. In addition, Weidmüller also supplies ready-to-use labels.

The sample bag contains a selection of samples.

Sample bag - Equipment and installation markers - Order no. **1646370000**

## Selection table

### LaserMark



### SwitchMark



### MarkO Cards



### ESG




### LogiMark



### ClipCard



	CompTab	SwitchMark	MarkO Cards	ESG	LogiMark	ClipCard
	PageTab		MarkO Pack			
	TabPack		Symbol Pack			
	LaserMark		Service Pack			
Cable conduits	●				●	●
Automatic switching unit	●	●		●		●
Contactors		●		●		
Electrical connections	●		●			●
Electrical equipment	●		●			●
Machines	●		●			
Light indicator		●				
Keyboards	●	●	●			●
Lamp	●					
Murr-valve plugs				●		
Pipes					●	●
Protective circuit-breakers	●			●		
Relay	●			●		
Maintenance			●			
Shelves					●	
Switches		●		●		●
Control console	●	●	●	●		●
Transformer	●			●		
Valves	●				●	●



ESG is the tried and tested marker in the MultiCard format for many well-known types of equipment. The result is high-quality equipment labelling, providing excellent contrast..

Variants for equipment from the following manufacturers are available:

Siemens

Moeller

Télemécanique

AEG

ABB-Stotz

- Universal fit tags, self-adhesive or clip-on, depending on type
- Various adhesive tapes, depending on strength required
- For sequential equipment, e.g. cable protective circuit-breakers, we supply ESG for clip-fixing on to tag rail.
- Individual laser quality printing according to specifications

**Technical data**

Material	Polyamide
Flammability acc. with UL 94	V2
Temperature range	-40°C to+100°C
Colour	white, (turquoise only ESG 7/20)
Possible marking systems	Plotter, Laser, MC-Mobilo
Wipe resistance	following DIN IEC 50
Adhesion on PA	KS = adhesion type special 16 N/m K = adhesion type standard 12 N/m

**Dimensions / Application**

	mm
ESG 9/20 for Siemens and Moeller	9 x 20
ESG 8/17 for Telemecanique	8 x 17
ESG 8/17 sys. pro M ABB-Stotz	8 x 17
ESG 8/19 for AEG	8 x 19
ESG 8/17S for tag rail	8 x 17
ESG 9/17	9 x 17
ESG 9/17 K self-adhesive standard	9 x 17
ESG 9/17 KS self-adhesive special	9 x 17
ESG 7/20 for Siemens Sirius 3R	7 x 20
ESG 8/10 ASI for Siemens AS-Interface	8 x 10
Tag rail SchS3 and SchS4 for ESG 7/20	Length 1m
Tag rail SchS2 for ESG 8/17, all DEK and WS	Length 1m
Tag rail SchS1 for ESO and STR	Length 1m

**Ordering data**

Type (neutral)	Order no.	Pieces/MC	QTY
ESG 9/11K self-adhesive	1724920000	40	200
ESG 9/20 for Siemens- und Moeller	1609940000	40	200
ESG 8/17 for Télemécanique	1674740000	40	200
ESG 8/17 sys. pro M ABB-Stotz	1755340000	40	200
ESG 8/19 for AEG	1652220000	40	200
ESG 8/17 S for Tag rail SchS2	1720610000	40	200
ESG 9/17	1724760000	40	200
ESG 9/17 K self-adhesive standard	1674760000	40	200
ESG 9/17 KS self-adhesive special	1686950000	40	200
ESG 7/20 for Siemens Sirius 3R white	1736181044	40	200
ESG 7/20 for Siemens Sirius 3R turquoise	1736181696	40	200
ESG 8/10 ASI for Siemens AS-Interface	1736190000	40	200
Type (printed)	Order no.	Pieces/Matt	QTY
ESG 9/20	1609950000	40	40
ESG 8/17	1674750000	40	40
ESG 8/17 sys. pro M ABB-Stotz	1755350000	40	40
ESG 8/19	1652230000	40	40
ESG 9/17 K self-adhesive	1674770000	40	40
Type			
Tag rail SchS2	0337400000		1 m
Tag rail SchS2 with self-adhesive	1720600000		1 m
Tag rail SchS1 for ESO	0138900000		1 m
ESO SchS1 for 500 x 12.5 inlay tag	0139000000		0.5 m
STR SchS1 for 500 mm protective strip	0139200000		0.5 m
SchS3K black self-adhesive	1753480000		1 m
SchS4K grey self-adhesive	1753460000		1 m





LogiMark Holder (removal safe) 1/2 with card



LogiMark Holder ES (removal safe) with card



LogiMark Holder and Cards



LogiMark mit Klebeband

The **LogiMark** is a marker that is used for labelling large electrical installations and switchboard stations. **LogiMark** is the ideal solution wherever embossed signs are not meeting the demands put on them. It can be installed in a holder using a cable tie or screw attached with adhesive foil, providing universal ways of fixing. Individual lettering can be applied with highly resistant thermal transfer printing or the proven plotter printing. LogiMark is also available ready-to-use and labelled according to your requirements.

- Extremely durable thermal transfer printing
- Universal fixing options:
- using holders with cable ties or screws
- backed with double-sided adhesive tape
- Credit card format or 1/2-format
- Material safe for use in industrial environment
- Can be labelled by thermal transfer printer (THC printer) or plotter (see page 61/63)

## Technical data

Material	Polyamide
Flammability acc. to UL 94	V2
Temperature range	-40 ... +100°C
Holder dimensions	LogiMark: 90 x 58 mm LogiMark 1/2: 90 x 31 mm
Card size	LogiMark: 85.4 x 54 mm LogiMark 1/2: 85.4 x 27 mm
Colour	black, brown, red, orange, yellow, green, blue, violet, grey, white, beige
Holder colours	LogiMark: black LogiMark ES: black, grey, beige LogiMark 1/2: black, grey, beige
Card colours	using the colours of the international resistors code and/or DIN 2403
Possible marking systems	thermal transfer printer, plotter
Constituents	halogen-free, cadmium-free
Application	LogiMark: easy removal of the card; for dry rooms LogiMark ES: covered card holder; may be used outside LogiMark 1/2: covered card holder; may be used outside

## Self-adhesive tape DKB

Material	adhesive Scotch
Temperature range	- 40°C ... + 85°C
Size DKB 81/50	81 x 50 (A 4 Sheet)
Size DKB 81/23	81 x 23 (A 4 Sheet)
Adhesive	very good adhesion to steel - 40°...+ 85°C

## Accessories

Type	Order no.	QTY
LogiMark T removal tool	1631900000	1
Cable tying tool	1296000000	1
Cable tie CB 365/7.8	1279100000	1 Sheet (10 Pieces)
Cable tie CB 360/4.8 (see other chapters on bundling/fastening)	1279000000	1 Sheet (10 Pieces)
Inlay WKS/LogiMark/ClipCard for Plotter	1697590000	
<b>Adhesive tape</b>		
LogiMark DKB 81/50	1755110000	1 Sheet (10 Pieces)
LogiMark DKB 1/2 81/23	1755100000	1 Sheet (20 Pieces)
THC-printer see chapter Hardware		

## Ordering data

Type	Order no.	QTY
LogiMark Holder black	1603290000	20
LogiMark Holder ES*	163164....	20
LogiMark Holder 1/2*	167513....	40
LogiMark Card neutral	1607680000	100
LogiMark Card printed one colour	1607690000	100
LogiMark Card printed two colours	1621360000	100
LogiMark Card 1/2 neutral**	167511....	200
LogiMark Card 1/2 printed one colour**	1675120000	200
LogiMark Card 1/2 rear adhesive**	175186....	140
LogiMark Card rear adhesive**	175184....	70
LogiMark Card 1/2 printed and laminated	1772190000	1
LogiMark Card 1/2 spliced and printed**	174114....	1
LogiMark Card printed and laminated	1769610000	
LogiMark Card printed	1741130000	

## Colour variants

Colour	**LogiMark Card	*LogiMark Holder
black:	1694	0001
brown:	1692	
red:	1686	
orange:	1690	
yellow:	1687	
green:	1688	
blue:	1693	
violet:	1689	
grey:	1691	0002
white:	1044	
beige:		0003





The new generation of **ClipCard** label markers offer an interesting alternative to engraved signs. The range is used for labelling electrical installations and switchboard stations. Universal attachment options provided through installation in a holder, with cable tie or screw, or using the CC Rail tag rail. Alternatively, cards may be labelled individually with either the thermal transfer printer or the plotter. In addition, Weidmüller's ready-to-use **ClipCard** range, labelled to your individual requirements, is also available.

- Labelled with highly-resistant thermal transfer printing
- Universal attachment options via holder, cable ties, screw or tag rail
- Credit card format
- Material safe for use in industrial environment
- Can be labelled by thermal transfer printer (THC printer) or plotter (see page 61/63)

## Technical data

Material	Card and holder	PA 6.6
	Protective strip	PC
	Tag rail	PVC
Flammability acc. to UL 94	V2	
Temperature range	-40 ... +100°C	
Dimensions	15 x 17 mm	
	15 x 27 mm	
	15 x 49 mm	
	15 x 67 mm	
	18 x 27 mm	
Colour	ClipCard	silver, white
	Holder	black
	Protective strip	Transparent
Possible marking systems	Lettering	thermal transfer printer or plotter
	Labelling equipment	ThermoCard Printer, plotter + inlay

Equipment marker is ideal for signalling equipment made by: Siemens, Moeller, Télémechanique and AEG

## Ordering data

Type	Order no.	QTY
CC 15/17 neutral white	1789850000	375
CC 15/17 neutral silver	1789860000	375
CC 15/17 neutral transparent	1789870000	288
CC 15/27 neutral white	1789820000	250
CC 15/27 neutral silver	1789840000	250
CC 15/27 neutral transparent	1789830000	192
CC 15/49 neutral white	1789880000	125
CC 15/49 neutral silver	1789890000	125
CC 15/49 neutral transparent	1789900000	96
CC 15/67 neutral white	1789910000	75
CC 15/67 neutral silver	1789920000	75
CC 15/67 neutral transparent	1789930000	96
CC-H 15/17	1790430000	75
CC-H 15/27	1790410000	45
CC-H 15/49	1790420000	25
CC-H 15/67	1790400000	25
CC 18/27 neutral white	1798670000	200
CC 18/27 neutral silver	1798700000	200
CC-Rail 1000	1790150000	1
CC-Rail 1000 transparent 1000	1790160000	1
THC Sample bag	1790450000	1
<b>Printer/Software</b>		
Thermocard Printer	1774070000	1
M-Label labelling software for Windows	1784550000	1

## Labels

### CompTab CTMT 60



#### Technical data

<b>CT MT 60</b>	
Material	0.15 mm acrylic-coated fabric. Contains no PVC and does not release chlorinated dioxins, halogens or solvents
Temperature range	- 29°C .. +93 °C
Colour	white, yellow
Possible marking systems	Matrixprinter, typewriter, pen
Adhesive	permanent acrylic polymer with good initial adhesion and good release and shear properties
Adhesion to steel approx.	720 N/m
Resistance to	alkyl alcohols and petrol
Packing unit	25 Sheets

**CT MT 60** are self-adhesive, PVC-free labels made from acrylic fabric. They are particularly suitable for labelling components and switchboard equipment, and produced on continuous form paper.

### PageTab



#### Technical data

Material:	0.15 mm acrylic-coated fabric. Contains no PVC and does not release chlorinated dioxins, halogens or solvents.	
Temperature range	- 29°C .. +93°C	
Colour	yellow	yellow (white on request)
Possible marking systems	plotter, typewriter, pen,	pen
	permanent marker with plotter	
Adhesive	permanent acrylic polymer with good initial adhesion and good release and shear properties	
Adhesion to steel approx.	720 N/m	
Resistance to	alkyl alcohols and petrol	
Packing unit	25 Sheets	10 Sheets = 1 pocket pack

**PageTab** are fabric labels in sheet form. With the exception of the 8x20 size, all labels are supplied with a black border.

**TabPack** is a convenient format of blank labels for on-site labelling using marker or ballpoint pens.

### TabPack



#### Ordering data

Type	Order no.	Label size (LxH) mm	Label/Sheet
<b>white</b>			
CT MT 60 15/6	<b>1685331044</b>	15 x 6	252
CT MT 60 16.5/5	<b>1685341044</b>	16.5 x 5.08	252
CT MT 60 18/6.5	<b>1685351044</b>	18 x 6.5	216
CT MT 60 18/9	<b>1685361044</b>	18 x 9	144
CT MT 60 20/8	<b>1685401044</b>	20 x 8	144
CT MT 60 22.9/6.4	<b>1685411044</b>	22.86 x 6.35	180
CT MT 60 25.4/12.7	<b>1685421044</b>	25.4 x 12.7	90
CT MT 60 26/10	<b>1685431044</b>	26 x 10	120
CT MT 60 30/20	<b>1685441044</b>	30 x 20	48
CT MT 60 31.8/9.5	<b>1685451044</b>	31.75 x 9.53	96
CT MT 60 38.1/19.1	<b>1685471044</b>	38.1 x 19.05	36
CT MT 60 45/23	<b>1685501044</b>	45 x 23	36
CT MT 60 50.8/9.5	<b>1685511044</b>	50.8 x 9.5	48
CT MT 60 60/15	<b>1685531044</b>	60 x 15	36
CT MT 60 60/36	<b>1685581044</b>	60 x 36	16
CT MT 60 63.5/21.2	<b>1685591044</b>	63.5 x 21.2	24
CT MT 60 71.5/49	<b>1685601044</b>	71.5 x 49	12
CT MT 60 83.8/9.5	<b>1685621044</b>	83.8 x 9.5	24

#### Ordering data

Type	Order no.	Label size (LxH) mm	Label / Sheet
<b>yellow</b>			
CT MT 60 15/6	<b>1685331687</b>	15 x 6	252
CT MT 60 16.5/5	<b>1685341687</b>	16.5 x 5.08	252
CT MT 60 18/6.5	<b>1685351687</b>	18 x 6.5	216
CT MT 60 18/9	<b>1685361687</b>	18 x 9	144
CT MT 60 20/8	<b>1685401687</b>	20 x 8	144
CT MT 60 22.9/6.4	<b>1685411687</b>	22.86 x 6.35	180
CT MT 60 25.4/12.7	<b>1685421687</b>	25.4 x 12.7	90
CT MT 60 26/10	<b>1685431687</b>	26 x 10	120
CT MT 60 30/20	<b>1685441687</b>	30 x 20	48
CT MT 60 31.8/9.5	<b>1685451687</b>	31.75 x 9.53	96
CT MT 60 38.1/19.1	<b>1685471687</b>	38.1 x 19.05	36
CT MT 60 45/23	<b>1685501687</b>	45 x 23	36
CT MT 60 50.8/9.5	<b>1685511687</b>	50.8 x 9.5	48
CT MT 60 60/15	<b>1685531687</b>	60 x 15	36
CT MT 60 60/36	<b>1685581687</b>	60 x 36	16
CT MT 60 63.5/21.2	<b>1685591687</b>	63.5 x 21.2	24
CT MT 60 71.5/49	<b>1685601687</b>	71.5 x 49	12
CT MT 60 83.8/9.5	<b>1685621687</b>	83.8 x 9.5	24

#### Ordering data

Type	Order no.	Label size (L x H) mm	Label/Sheet	border
PageTab 15/9	<b>1686160000</b>	15 x 9	310	yes
PageTab 19/11	<b>1686170000</b>	19 x 11	200	yes
PageTab 20/8	<b>1686180000</b>	20 x 8	280	no
PageTab 28/11	<b>1686190000</b>	28 x 11	125	yes
PageTab 38/11	<b>1686200000</b>	38 x 11	100	yes
PageTab 56/22	<b>1686210000</b>	56 x 22	24	yes
PageTab 60/35	<b>1686220000</b>	60 x 35	16	yes
TabPack 14/9	<b>1686110000</b>	14 x 9	840	no
TabPack 15/6	<b>1686120000</b>	15 x 6	1000	no
TabPack 19/11	<b>1686130000</b>	19 x 11	440	yes
TabPack 21/8	<b>1686140000</b>	21 x 8	640	no
TabPack 38/11	<b>1686150000</b>	38 x 11	220	yes

## Labels

### LaserMark



- Adhesive labels made from polyester
- Suitable for A4 laser printers
- Abrasion resistant
- Extremely heat resistant
- For labelling switchboard equipment and modules of all kinds
- Can be labelled with ballpoint pens or STI Pen
- Twelve different sizes in three colours
- A grid layout facilitates removal of single labels

#### Technical data

Material	Polyester. PVC free
Temperature range	- 45°C .. + 150°C
Colour	white, silver or yellow
Possible marking systems	Laserprinter. STI, ballpoint
Adhesives	permanent acrylic polymer
Adhesion	to steel approx. 800 N/m
Resistance to	alkyl alcohols and petrol
Packing unit:	10 Sheets

#### Ordering data

Type	Order no.	Label size LxH in mm	Colour	Label/Sheet
LM MT 300 15/4.6 ge	1724141687	15 x 4.63	yellow	627
LM MT 300 15/4.6 si	1724140001	15 x 4.63	silver	627
LM MT 300 15/4.6 ws	1724141044	15 x 4.63	white	627
LM MT 300 15/6 ge	1686361687	15.24 x 6.35	yellow	484
LM MT 300 15/6 si	1686360001	15.24 x 6.35	silver	484
LM MT 300 15/6 ws	1686361044	15.24 x 6.35	white	484
LM MT 300 17/9 ge	1724151687	17.78 x 9.52	yellow	290
LM MT 300 17/9 si	1724150001	17.78 x 9.52	silver	290
LM MT 300 17/9 ws	1724151044	17.78 x 9.52	white	290
LM MT 300 20/8 ge	1686381687	20.32 x 8.46	yellow	264
LM MT 300 20/8 si	1686380001	20.32 x 8.46	silver	264
LM MT 300 20/8 ws	1686381044	20.32 x 8.46	white	264
LM MT 300 25.4/12.7 ge	1686391687	25.4 x 12.7	yellow	147
LM MT 300 25.4/12.7 si	1686390001	25.4 x 12.7	silver	147
LM MT 300 25.4/12.7 ws	1686391044	25.4 x 12.7	white	147
LM MT 300 26/10 ge	1686401687	26 x 10	yellow	156
LM MT 300 26/10 si	1686400001	26 x 10	silver	156
LM MT 300 26/10 ws	1686401044	26 x 10	white	156
LM MT 300 30/20 ge	1724161687	30 x 20	yellow	78
LM MT 300 30/20 si	1724160001	30 x 20	silver	78
LM MT 300 30/20 ws	1724161044	30 x 20	white	78
LM MT 300 56/22 ge	1686421687	56 x 22	yellow	36
LM MT 300 56/22 si	1686420001	56 x 22	silver	36
LM MT 300 56/22 ws	1686421044	56 x 22	white	36
LM MT 300 60/36 ge	1686431687	60 x 36	yellow	21
LM MT 300 60/36 si	1686430001	60 x 36	silver	21
LM MT 300 60/36 ws	1686431044	60 x 36	white	21
LM MT 300 105/148 ge	1724171687	105 x 148	yellow	4
LM MT 300 105/148 si	1724170001	105 x 148	silver	4
LM MT 300 105/148 ws	1724171044	105 x 148	white	4
LM MT 300 210/148 ge	1724181687	210 x 148	yellow	2
LM MT 300 210/148 si	1724180001	210 x 148	silver	2
LM MT 300 210/148 ws	1724181044	210 x 148	white	2
LM MT 300 210/297 ge	1686441687	210 x 297	yellow	1
LM MT 300 210/297 si	1686440001	210 x 297	silver	1
LM MT 300 210/297 ws	1686441044	210 x 297	white	1

## Labels

for thermal transfer printers



The **ThermoMark** labels provide brilliant printing quality using thermal transfer technology. Various materials and a user-friendly printing system under Windows meet your labelling requirements perfectly.

- High-quality polyester labels in various colours or inexpensive paper labels are available
- Perforated continuous form labels on rolls can be separated as needed
- Automatic positioning of labels during the printing process ensure perfect centering for each label
- Thermal transfer printers (see page 64)

### Technical data

#### THM Label

Material	Polyester
Temperature range	-40°C...+150°C
Dimensions	
Colour	matt: white, yellow, silver
Possible marking systems	Thermal transfer printer s. page 64
Supplied in	perforated rolls
Packing unit	1 Roll

#### Printing foils

Material	Polyester resin foil
Length	280 meters
Colour	Black

#### THM printer

Printing technique:	Thermal transfer
Max. printing speed	60 mm/s
Resolution	203 dpi
Interface	Centronics parallel or RS 232 C seriell
Rated voltage	240V, 60/50 Hz
Dimensions (BxTxH)	230x 230 x 350 mm
Weight	9 kg
Scope of supplies	Printer, power cable, Windows driver, manuell

### Ordering data

Type	Order no.	Marker size mm	Colour	Label/Roll
THM MT30X 15/6 GE	1753231687	15 x 6	yellow	10.000
THM MT30X 15/6 SI	1753230001	15 x 6	siber	10.000
THM MT30X 15/6 WS	1753231044	15 x 6	white	10.000
THM MT30X 18/6 GE	1753271687	18 x 6	yellow	10.000
THM MT30X 18/6 SI	1753270001	18 x 6	silver	10.000
THM MT30X 18/6 WS	1753271044	18 x 6	white	10.000
THM MT30X 18/9 GE	1753251687	18 x 9	yellow	10.000
THM MT30X 18/9 SI	1753250001	18 x 9	silver	10.000
THM MT30X 18/9 WS	1753251044	18 x 9	white	10.000
THM MT30X 20/8 GE	1753241687	20 x 8	yellow	10.000
THM MT30X 20/8 SI	1753240001	20 x 8	silver	10.000
THM MT30X 20/8 WS	1753241044	20 x 8	white	10.000
THM MT30X 25/12 GE	1751751687	25 x 12	yellow	10.000
THM MT30X 25/12 SI	1751750001	25 x 12	silver	10.000
THM MT30X 25/12 WS	1751751044	25 x 12	white	10.000
THM MT30X 26/10 GE	1751761687	26 x 10	yellow	10.000
THM MT30X 26/10 SI	1751760001	26 x 10	silver	10.000
THM MT30X 26/10 WS	1751761044	26 x 10	white	10.000
THM MT30X 26.5/17.5 SI	1770090000	26.5 x 17.5	silver	10.000
THM MT30X 30/20 GE	1753261687	30 x 20	yellow	6.000
THM MT30X 30/20 SI	1753260001	30 x 20	silver	6.000

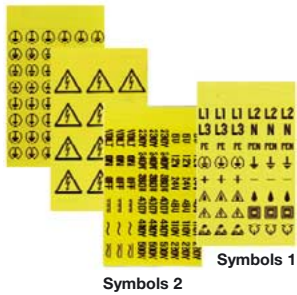
### Ordering data

Type	Order no.	Marker size mm	Colour	Label/Roll
THM MT30X 30/20 WS	1753261044	30 x 20	white	6.000
THM MT30X 32/9 GE	1751771687	32 x 9	yellow	10.000
THM MT30X 32/9 SI	1751770001	32 x 9	silver	10.000
THM MT30X 32/9 WS	1751771044	32 x 9	white	10.000
THM MT30X 38/19 GE	1751801687	38 x 19	yellow	2.000
THM MT30X 38/19 SI	1751800001	38 x 19	silver	2.000
THM MT30X 38/19 WS	1751801044	38 x 19	white	2.000
THM MT30X 45/23 GE	1751811687	45 x 23	yellow	2.000
THM MT30X 45/23 SI	1751810001	45 x 23	silver	2.000
THM MT30X 45/23 WS	1751811044	45 x 23	white	2.000
THM MT30X 65/35 GE	1751831687	65 x 35	yellow	1.000
THM MT30X 65/35 WS	1751831044	65 x 35	white	1.000
THM MT30X 101/48 SI	1751820001	101 x 48	silver	500
THM MT30X 101/74 SI	1762960001	101 x 74	silver	500
other varaints on request				
THM PrinterPro	1785240000			
THM Pro premium (Foil)	1786760000			

# Labels

## Symbol pack

Examples of print



## Service pack



## MarkO Cards



### Technical data

#### Symbol pack / Service pack

Material	0.15 mm thick acrylic-coated fabric. Contains no PVC and releases no chlorinated dioxins, halogens or solvents.
Temperature range	- 45°C to + 80°C
Colour	yellow (see table below)
Adhesive	permanent acrylic copolymer with good initial adhesion as well as good release and shear properties
Resistance to	alkyl alcohol and petrol
Print	black (white)
Packing unit	10 Sheets/pocket packet

### Technical data

#### Marko Cards

Material	0.1 mm thick acrylic-coated fabric. Contains no PVC and releases no chlorinated dioxins, halogens or solvents
Temperature range	- 29°C to +80°C
Colour	yellow
Adhesive	permanent acrylic copolymer with good initial adhesion as well as good release and shear properties.
Resistant to	alkyl alcohol and petrol
Print	black
Packing unit	10 Cards

#### • Symbol pack / Service pack

Folder containing perforated sheets  
– the all-round solution for marking electrical installations.

### Ordering data

Type	Order no.	Label size (LxH) mm	Labels/ Pack	Print
Symbol pack 14/14	<b>1685690001</b>	14 x 14	480	Symbols 1
Symbol pack 14/14	<b>1685690002</b>	14 x 14	480	⊕
Symbol pack 9/19	<b>1685700000</b>	9 x 19	540	Symbols 2
Symbol pack	<b>1741090000</b>	25 x 25 x 25	40	Electric shock warning symbol
Symbol pack	<b>1741100000</b>	50 x 50 x 50	40	Electric shock warning symbol
Symbol pack	<b>1741110000</b>	75 x 75 x 75	20	Electric shock warning symbol
Service pack (black)	<b>1707350001</b>	ø 16	200	L1
Service pack (black)	<b>1707350002</b>	ø 16	200	L2
Service pack (black)	<b>1707350003</b>	ø 16	200	L3
Service pack (blue/white)	<b>1707350004</b>	ø 16	200	N
Service pack (yellow/green striped)	<b>1707350005</b>	ø 16	200	g
Service pack (yellow/green striped)	<b>1707350006</b>	ø 16	200	PE

### Ordering data

Type	Order no.	Label size (LxH) mm	Label/ Sheet	Print
MarkO Cards* 25 x 25 x 25	<b>1700530001</b>	25 x 25 x 25	14	Electric shock warning symbol
MarkO Cards* 50 x 50 x 50	<b>1700540001</b>	50 x 50 x 50	7	Electric shock warning symbol
MarkO Cards* 100 x 100 x 100	<b>1700550001</b>	100 x 100 x 100	3	Electric shock warning symbol
MarkO Cards* 200 x 200 x 200	<b>1700560001</b>	200 x 200 x 200	1	Electric shock warning symbol

\* Contents: 10 sheets, each with the same imprint







## Strip width 2.5 mm Ordering data

Type	Order no.	Number of poles	Print
<b>Pitch 3.5 mm</b>			
KSW 2.5 16/3.5	1652260001	16	1-16
KSW 2.5 24/3.5	1652250001	24	1-24
KSW 2.5 24/3.5	1652250025	24	25-48
<b>Pitch 5.0 mm</b>			
KSW 2.5 8/5	1700660001	8	1-8
KSW 2.5 16/5	1630070001	16	1-16
KSW 2.5 20/5	1630080001	20	1-20
KSW 2.5 20/5	1630080021	20	21-40
KSW 2.5 20/5	1630080041	20	41-60
KSW 2.5 20/5	1630080061	20	61-80
KSW 2.5 24/5	1713980001	24	1-24
<b>Pitch 5,08 mm</b>			
KSW 2.5 8/5.08	1630100001	8	1-8
KSW 2.5 8/5.08	1630100005	8	5-12
KSW 2.5 8/5.08	1630100009	8	9-16
KSW 2.5 8/5.08	1630101021	8	A-H
KSW 2.5 10/5.08	1630020001	10	1-10
KSW 2.5 10/5.08	1630020011	10	11-20
KSW 2.5 15/5.08	1630050001	15	1-150
KSW 2.5 15/5.08	1630050151	15	151-300
KSW 2.5 15/5.08	1630050301	15	301-450
KSW 2.5 15/5.08	1630060001	15	1-15
KSW 2.5 16/5,08	1713970001	16	1-16
KSW 2.5 16/5,08	1713970011	16	17 - 32
KSW 2.5 16/5,08	1713970001	16	33 - 48
KSW 2.5 24/5,08	1713990001	24	1 - 24
<b>Pitch 7.5 mm</b>			
KSW 2.5 10/7.5	1630030001	10	1-100
KSW 2.5 10/7.5	1630030101	10	101-200
KSW 2.5 10/7.5	1630030201	10	201-300
KSW 2.5 10/7.5	1630030301	10	301-400
KSW 2.5 10/7.5	1630030401	10	401-500
<b>Pitch 9,0 mm</b>			
KSW 2.5 10/9	1676710001	10	1-10
KSW 2.5 10/9	1676710011	10	11-20
KSW 2.5 10/9	1676710021	10	21-30
<b>Special print</b>			
KSW 2.5 < 50 mm*	1629900000		
KSW 2.5 < 100 mm*	1629920000		
KSW 2.5 < 150 mm*	1629940000		
<b>Neutral</b>			
KSW 2.5 < 50 mm	1629960000		
KSW 2.5 < 100 mm	1629980000		
KSW 2.5 < 150 mm	1630000000		

\* Length = Pitch x Polzahl

## Strip width 4 mm Ordering data

Type	Order no.	Number of poles	Print
<b>Pitch 3.5 mm</b>			
KSW 4 8/3.5	1630190001	8	1-8
KSW 4 16/3.5	1630150001	16	1-16
KSW 4 16/3.5	1630150014	16	17-32
KSW 4 24/3.5	1640410001	24	1-24
<b>Pitch 5.0 mm</b>			
KSW 4 8/5,00	1700670001	8	1-8
KSW 4 12/5	1630130001	12	1-12
KSW 4 12/5	1630130013	12	13-24
KSW 4 16/5,00	1700700001	16	1-16
KSW 4 18/5	1630170001	18	1-18
KSW 4 24/5,00	1700710001	24	1-24
<b>Pitch 5,08 mm</b>			
KSW 4 8/5.08	1630200001	8	1-8
KSW 4 8/5.08	1630200009	8	9-16
KSW 4 8/5.08	1630200017	8	17-24
KSW 4 8/5.08	1630200025	8	25-32
KSW 4 8/5.08	1630200033	8	33-40
KSW 4 8/5.08	1630200041	8	41-48
KSW 4 10/5,08	1705820001	10	1-10
KSW 4 10/5,08	1705820011	10	11-20
KSW 4 10/5,08	1705820021	10	21-30
KSW 4 10/5,08	1705820031	10	31-40
KSW 4 10/5,08	1705820041	10	41-50
KSW 4 10/5,08	1705820051	10	51-60
KSW 4 10/5,08	1705820061	10	61-70
KSW 4 10/5,08	1705820071	10	71-80
KSW 4 10/5,08	1705820081	10	81-90
KSW 4 10/5,08	1705820091	10	91-100
KSW 4 16/5.08	1630160001	16	1-16
KSW 4 16/5.08	1630160017	16	17-32
KSW 4 16/5.08	1630160033	16	33-48
KSW 4 16/5.08	1630160049	16	49-64
KSW 4 16/5.08	1630160065	16	65-80
KSW 4 16/5.08	1630160081	16	81-96
KSW 4 18/55,08	1720530001	18	1 -36
KSW 4 24/5,08	1630180001	24	1 -24

## Strip width 4 mm Ordering data

Type	Order no.	Number of poles	Print
<b>Pitch 7 mm</b>			
KSW 4 2/7,00	1714000001	2	1-2
KSW 4 3/7,00	1714010001	3	1-3
KSW 4 4/7,00	1714020001	4	1-4
KSW 4 5/7,00	1670780001	5	1-5
KSW 4 6/7,00	1714030001	6	1-6
KSW 4 7/7,00	1714040001	7	1-7
KSW 4 8/7,00	1714050001	8	1-8
KSW 4 9/7,00	1714060001	9	1-9
KSW 4 10/7,00	1714070001	10	1-0
<b>Pitch 7.5 mm</b>			
KSW 4 8/7.5	1700690001	8	1-8
KSW 4 12/7.5	1630140001	12	1-12
KSW 4 12/7.5	1630140013	12	13-24
KSW 4 12/7.5	1630140025	12	25-36
KSW 4 12/7.5	1630140037	12	37-48
KSW 4 12/7.5	1630140049	12	49-60
<b>Pitch 7,62 mm</b>			
KSW 4 18/7,62	1700680001	18	1-8
KSW 4 12/7,62	1652270001	12	1-12
KSW 4 12/7,62	1652270013	12	13-24
<b>Pitch 9,0 mm</b>			
KSW 4 10/9,0	1714080001	10	1-10
<b>Pitch 10,16 mm</b>			
KSW 2.5 4/10,16	1630090001	4	1- 4
<b>Special print</b>			
KSW 4 < 50 mm*	1629910000		
KSW 4 < 100 mm*	1629930000		
KSW 4 < 150 mm*	1629950000		
<b>Neutral</b>			
KSW 4 < 50 mm	1629970000		
KSW 4 < 100 mm	1629990000		
KSW 4 < 150 mm	1630010000		

## Marking systems



THM Printer

PrintJet




THC-Printer



SMark Laser printer



Plotter



MC Mobilo





Optimal use of the PC as a tool means recording data once and using it for the entire work process. Marking data is created with the CAD system.

With its excellent conversion routines, **M-Print** software processes data in a way that connector markers, conductor markers, equipment markers and labels can be produced particularly quickly. The data integration system becomes a tool for work organisation when, in addition to the core marking data, contract information – i.e. the project, customer or grouping – is also incorporated.

Weidmüller marking systems have this capability. The excellent partnership between our customers and our Software Development department has resulted in optimally co-ordinated processes.

Weidmüller offers co-ordinated systems for these tasks.

The **M-Print** marking software integrates data and offers a highly convenient operation for Windows.

The **PrintJet** is a production tool which prints out this data, providing perfect printing quality.

The **SMark laser** printer impresses through its speed and even higher printing quality for large production runs. The end product is a custom-printed **MultiCard** through which project designation and quick fitting by hand is made possible.

**M-Label** labelling software enables easy printing of labels on the **THM Pro printer** and marking in credit card format on the **THC printer**.

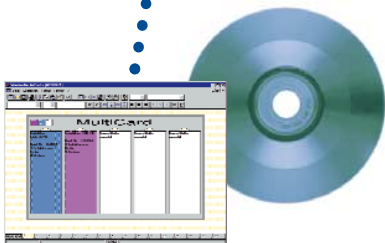
# From CAD to switch box cabinet



Weidmüller order software

M-Comm 2

SPEED-MARKING-Laser




M-Print

PrintJet





# From CAD to switch box cabinet



DEK (MultiCard)  
Terminal marker



WS (MultiCard)  
Terminal marker



ZS (MultiCard)  
Terminal marker



Multifit (MultiCard)  
Terminal marker



GWS (MultiCard)  
Terminal marker



MC-Mobilo



ESG (MultiCard)  
Equipment marker



SwitchMark (MultiCard)  
Equipment marker



SlimFix Clip (MultiCard)  
Cable marker



SlimFix (MultiCard)  
Cable marker



TM-I (MultiCard)  
Cable marker

## Selection table

### Markers and marking systems

You will find demo versions of our software on the CD in the sectional catalogue 1 "Terminals" or on our homepage [www.weidmueller.de](http://www.weidmueller.de).



Terminal markers							
DEK	●		●	●	●	●	
DEK Card	●				● <sup>1</sup>		
WS	●		●	●	●	● <sup>2</sup>	
WS Card	●				● <sup>1</sup>		
WS stripes	●				● <sup>2</sup>		
ZS	●		●	●	●	●	
MF	●		●	●	●	●	
GWS	●		●	●	●		
Cable markers							
SF	●		●	●	● <sup>3</sup>	● <sup>3</sup>	
SFX	●		●	●	● <sup>3</sup>	● <sup>2</sup>	
SFC	●		●	●	●	●	
TM-I	●		●	●	●	●	
WKS	●	●			● <sup>1</sup>	●	●
Equipment markers							
ESG	●		●	●	●		
SM	●		●	●	●		
Logimark	●				● <sup>1</sup>	●	
ClipCard	●	●			●	●	
X-Card	●	●			●	●	
Labels							
THM MT		●	ThermoMark				●
THM WriteOn		●	Thermo Mark				●
LM MT		●	Laser printer				●
CT MT		●	Typing machine, pen				●

<sup>1</sup> with corresponding inlay.

<sup>2</sup> except WS 15/5

<sup>3</sup> SF 4,5 and 6 only with corresponding mounting plate

Plotter only IP 220 special

## Laser printer

### SpeedMarking-Laser MARK

#### Print variants



The new **SpeedMarking Laser** brings high speed to the world of markers

- High printing speed
- 3 MultiCards per minute
- High-quality printing
- Markers can be used immediately
- Fast operation regardless of the amount of data
- High flexibility with fast output of markers in Multicard format, exactly in line with your requirements
- Reduced storage, since only neutral markers are held in reserve
- Fully compatible with all graphic requirements
- Compatible with all standard operating systems (e.g. Win 3x, Win 9x, OS/2, NT, etc.)
- Suitable for standard processing software
- Automatic feed when using large amounts (optional)
- Change of toner in one step
- Compatible with "M-Print" software of Weidmüller, order no. **1784560000**

#### Technical data


Type	Speed Marking LaserApplication Printing of all MultiCards
Technology	Laser printing
Printing speed	3 MultiCards per minute
Printing quality	600 dpi
Printer driver	Wn 3x, 9x, NT, HP III compatible
Software	M-Print, usual standard software
System requirements	Win 3.x, 9x, OS/2, NT, 2000, etc.
Feed	Manual, best with magazine
Interfaces	Centronics parallel, Apple Talk
Power supply	AC 230V / 50Hz / 16A
Suitable conditions	20° - 35°
Dimensions (length x width x height)	1000 x 430 x 380 mm
Scope of supply	Laser printer, power cable, printer driver, manual, interface cable, software M-Print

#### Ordering data

Type	Bestell-Nr.
SpeedMarking-Laser	<b>1767090000</b>
Special toner	<b>1770070000</b>
Magazine	<b>1782880000</b>

## Inkjet printer

### PrintJet



The **PrintJet** Printer is an inkjet printer that makes high-resolution printing of individual labels fast and easy.

- Inkjet technology
- Easy to use
- Can be used to print graphics
- Resistant labelling
- High resolution
- No drying time – markers are ready for use immediately
- Various font sizes
- Compatible with all Windows based software packages
- Printing on all MultiCards

### Technical data

Type	PrintJet
Application	Print Multicard markers
Technology	Inkjet technology
Printing speed	Depending on type of marker
Printing quality	1440 dpi
Printing software	recommended: M-Print 1.60
System requirements	Win 95/98, NT, 2000
Feed	Manual
Interfaces	Centronics and USB
Connection	AC 230V / 16A or AC 115V / 20A
Ambient temperature	20° - 35°C
Dimensions (length x width x height)	800 x 450 x 200 mm
Tank system	ink cartridge (350 MultiCards, black text, ECMA 3.5 %)
Supply includes	Printer, printer driver, power cable, Centronics cable, test card, ink cartridges

### Ordering data


Type	Order no.
PrintJet with M-Print Software	<b>1797410000</b>
PrintJet	<b>1798250000</b>
Spare ink cartridge	<b>1797460000</b>

# Plotter

## Plotter IP-220 standard



## Plotter IP-220 special



## MC-Mobilo



### Technical data

Dimensions IP-220 standard	61.95 x 42.65 x 10.65 cm
Number of plotter pens	8
Power requirements	50/60 Hz 110 V or 220 V automatically selected
Weight	6.4 kg

Plotter IP-220 **standard** for marking of:  
MultiCard, WS strips, dekafix card, PA 02, PA1, PK 2/25, PK 2/40, LogiMark, WKS, E-Fix, VarioCut (cutter option required), SlimFix 1, 2, 3 and SFX (not for SlimFix 4 and 5)

### Technical data

Dimensions IP-220 special	61,95 x 42,65 x 12 cm
Number of plotter pens	8
Power requirements	50/60 Hz 110 V or 220 V
Weight	6.4 kg

**Special models**  
Plotter IP220 special for the same markings as IP-220 standard, but additionally WAD, PA2, PA3, SlimFix 4, 5 and SF 6 with mounting plate

### Technical data

Dimensions MC-Mobilo	38 x 19 x 6 cm
Dimensions mounting device	27 x 10 x 1 cm
Weight	(including rechargeable battery and Multicard mounting device) 2.8 kg
Operating temperature	+7°C ... +40°C
Memory capacity	16 KByte
Supplied	complete with battery and charger, manual and universal inlay in a hard case

**MC-Mobilo**  
Marking without computer or power supply. With the **MC-Mobilo** you can produce markers on site, without a specially-equipped workstation. A completely charged battery will last up to approximately 3 hours. The universal inlay means that almost all MC Multicards can be processed

### Ordering data

Type	Order no.
Desk-Top Plotter IP-220 standard	<b>1674820000</b>
<b>Marking set standard</b>	<b>1676690000</b>
incl. MC mounting frames and M-print software (multilingual)	

### Ordering data

Type	Order no.
Desk-Top Plotter IP-220 special	<b>1674810000</b>
<b>Marking set special</b>	<b>1718390000</b>
incl. MC mounting frames and M-print software (multilingual)	


### Ordering data

Type	Order no.
MC-Mobilo basic model*	<b>1741260001</b>
with MC configurations, Rechargeable battery and charger in practical portable case (German, English, French)	
incl. universal plate for all MC and SF up to size 3 with interfaces (9-pole) + software	

\* please specify variant of model (USA, GB, Europe)



## Accessories for Plotter systems



Cutting kit



INK 2000 drawing ink and  
CLEAN 2000 cleaner

Adapter for STI-S



Plotter Pen



STI-S marker pen with  
adapter



Permanent fibre marker pen



### Plotter iP220

#### Accessories for standard models

##### Ordering data

Type	Order no.
Labelling support A3	1674830000
Electrostatic support A3	1674840000
Frame for Weidmüller aluminium mounting plates	1674860000
MC mounting frame including drawing ink/nib	1610040000
Inlay in MultiCard frame for WKS/LogiMark	1697590000
Inlay in MultiCard frame for WS-Streifen	1713160000
Inlay in MultiCard frame for DEK-Card	1713150000
Adapter plates MC Wago/Phoenix	1754980000
Adapter plates Murr/Wago (Roland 5 MC'S 1150 A)	1754990000
Adapter plates Murr Plastic (Roland 4 MC'S 1150)	1755030000

##### Cutting

Standard cutting kit including electrostatic support	1674850000
Knife set (knife + adapter)	1713950000
Spare knife	1681700000

### Plotter iP220

#### Accessories for special models

##### Ordering data

Type	Order no.
<b>Mounting plates</b> for Desk-Top Plotter IP 220 special (Contoured front and rear)	
SlimFix SF00, SF0, SF1 and SF2	1697850000
SlimFix SF3 and SF4, SF4.5	1697860000
SlimFix SF5 and SFX	1697870000
SlimFix SF contour as specified by customer	1697880000
Electrostatic support A3	1693640000
Labelling support	1674830000
Special cutting kit	1697600000

The **STI-S** fibre marker pen is suitable for labelling blank Weidmüller marking products. It can be used for labelling by hand or, together with the STI-S Adapter, for plotter printing. A black, water-resistant ink is used.

## Pens-Adapters-Inks

### Ordering data

Type	Order no.
<b>Plotter-pens / Adapters</b>	
Plotter Pen 0,18	1768570000
Plotter Pen 0,25	1768540000
Plotter Pen 0,35	1768550000
Plotter Pen 0,5	1768560000
Plotter-Adapters (without nib)	1684480000
Plotter nib BTS 0,25mm	1603360000
Plotter nib BTS 0,35mm	1603370000
Plotter nib BTS 0,50mm	1603380000
Test installation / training IP 220 (in Germany only)	1546800000

### Ordering data

Type	Order no.
Adapter for STI-S	1762440000
Marker pen STI-S	0508401694
<b>Drawing ink and cleaner</b>	
INK 2000 drawing ink	1772120000
CLEAN 2000 cleaner	1772130000
P-Ink, from BTS 0,35 upwards	1283800000
Cleaner P	1683980000
Permanent fibre marker pen set (5 pieces, partly light-proof, for labels only)	1730470000
The PrintKit comprises Ink 2000, Cleaner 2000 and BTS 0,25 + Adapter	1686920000

# Thermotransfer printer

## ThermoCard



The printer is especially suitable for printing Weidmüller plastic cards, such as LogiMark, WKS, the X-Card or the ClipCard.

- Monochrome print
- Thermotransfer printing process
- Printing rate: ca. 420 cards/hour
- Simple loading of card magazine for approx. 60 cards
- Graphics, barcodes or texts, suitable for area printing
- Self-cleaning cartridge removes any dust before printing
- Driven by commercially available software, e.g. M-Label (Order no. **1784550000**)

### Technical data


Type	Thermocard printer
Application	Printing plastic cards
Printing technique	Monochrome printing technique
Speed	8.5 sec./card monochrome
Printing quality	300 dpi
Printer driver	Windows 95/98/NT/2000
Software	M-Label
System requirements	Windows
Feed	Card magazine for approx. 60 cards
Interfaces	Parallel, serial RS232C optional
Power supply	AC 110 – 230V, 60 – 50 Hz
Ambient conditions	15° ... 30°C
Dimensions (W x D x H)	315 x 198 x 220 mm
Scope of supply	Connection cable, parallel cable, printer driver, multilingual manual (CD)

### Ordering data

Type	Order no.	QTY
<b>Printer/Software</b>		
Thermocard printer	<b>1774070000</b>	1
M-Label labelling software for Windows	<b>1784550000</b>	
<b>Printing foil</b>		
Ribbon, black	<b>1784820000</b>	1 Roll

## Thermotransfer printer

### ThermoMark Pro



This printer delivers brilliant printing quality using thermal transfer technology. Producing excellent results on a wide variety of materials, its user-friendly printing system for Windows optimises your labelling requirements.

- Printer for producing text, graphics or barcodes
- Automatic positioning of the labels in the printer ensure perfect centering on every label
- Works with Windows software, e.g. M-Label (Order no. **1784550000**)

#### Technical data

Type	THM Pro printer
Use	Label printing
Printing technique	Thermal transfer
Speed	60 mm/s
Printing quality	204 dpi
Printer driver	Windows 95/98/NT/2000
Software	M-Label labelling software
System requirements	Windows
Interfaces	Centronics
Power supply	220V
Suitable conditions	office environment
Dimensions (W x D x H)	350 x 250 x 220
Supply includes	Ribbon (Hi Res), printer driver, power cable

#### Ordering data

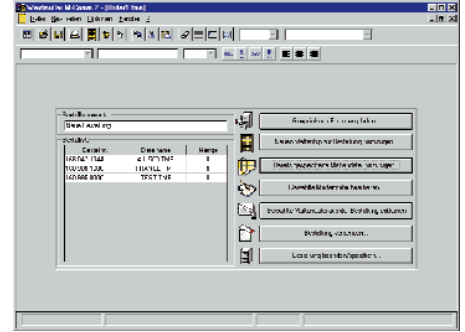
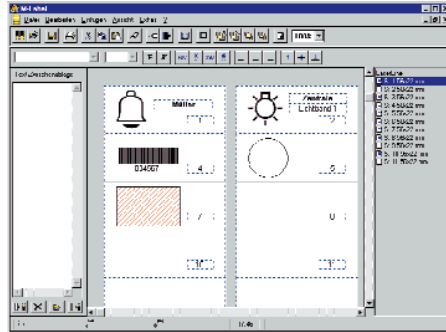
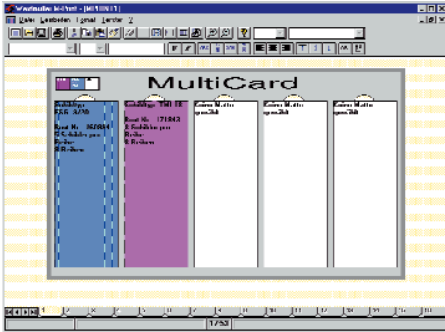
Type	Order no.	Material	Width (mm)
<b>Printer/Software</b>			
THM Pro printer	<b>1785240000</b>		
M-Label labelling software for Windows	<b>1784550000</b>		
<b>Printer foil</b>			
	Order no.		
THM Pro premium (foil)	<b>1786760000</b>	wax-resin	110
Hi Res ribbon	<b>1790650000</b>	resin	110

**M-Print**

**M-Label**

**M-Comm 2**

Demo versions of our software can be found on the CD in the sectional catalogue 1 "Terminals" or on our homepage at [www.weidmüller.de](http://www.weidmüller.de)



**M-Print**

- The software solution for labelling markers or labels and for cutting own label formats.

**M-Print is the universal labelling program for plotters and printers.**

In conjunction with the iP-220 Plotter and the Speed Marking Laser, all MultiCard varieties can be printed.

All configurations are clearly divided into 3 different areas. There is a choice of conductor markers, equipment markers and connector markers. Data input is simplified through the MC mat, presented in its original form. All TrueType fonts can be used if the text information output is on a Windows printer.

In conjunction with the plotter and a paper holder it is even possible to cut and print labels. The most up-to-date versions of the program may be found on the Internet at [www.m-print.de](http://www.m-print.de)

**M-Print makes marking easy.**

**Ordering data**

Type	Order no.
<b>M-Print</b> (multilingual version)	<b>1784560000</b>
<b>M-Print</b> Individual CAD-link	<b>1583970000</b>

**M-Label**

- The software solution for marking any type of label with a number of different field types, e.g. text, barcode, line, graphic.

Create your own individual labels with the help of M-Label.

Choose your type of label from a range of more than 100 pre-defined label formats, or simply extend your database with your own label types.

Both positioning of the different fields and data input are carried out directly on the label screen.

Any Windows® printer can be used for data output, whether laser, inkjet, matrix or thermal transfer printer.

All TrueType fonts that are supported by the printer driver can be used.

New versions of the program may also be found on the Internet at [www.m-label.de](http://www.m-label.de)

**Ordering data**

Type	Order no.
M-Label multilingual (German, English, Spanish, French, Italian)	<b>1784550000</b>

**M-Comm 2**

- The software solution for ordering customized laser-printed markers

**M-Comm 2 is the ordering system with a future.**

If you do not wish to invest in hardware or if there just is too little time again, we will produce individual markers of the highest quality for you.


Ordering is easy. Whilst offline, simply enter you data in the true-to-life MC mat image on your monitor, attach all necessary files to the ordering list, and then either send us the project file with a mouse click via e-mail, disk or modem.

That's all it takes.

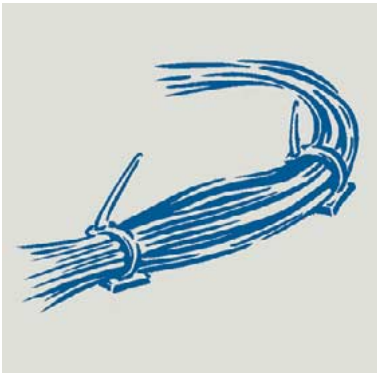
Download the latest program version free of charge at [www.m-comm.de](http://www.m-comm.de)

**Ordering data**

Type	Order no.
<b>M-Comm 2</b> German	<b>1753350000</b>
<b>M-Comm 2</b> English	<b>1759790000</b>
<b>M-Comm 2</b> Swedish	<b>1759060000</b>








Present-day electrical installation would not be possible without cable ties. Our cable ties combine maximum possible binding strength with a long service life.

In addition, the steel cable ties provide a permanent and durable means of attachment where the material is subject to extreme stress, e.g. from high temperatures or aggressive chemicals.

# Cable ties

## CB



## Cable ties tool RT 1



### Technical data

Material	Polyamide	
Flammability acc. UL 94	V2	
Dimensions	Length (mm)	Width (mm)
CB 750/7.8	750	7.8
CB 365/7.8	365	7.8
CB 360/4.8	360	4.8
CB 290/4.8	290	4.8
CB 290/3.6	290	3.6
CB 200/4.8	200	4.8
CB 200/3.6	200	3.6
CB 178/4.8	178	4.8
CB 160/4.5	160	4.5
CB 140/3.6	140	3.6
CB 98/2.5	95	2.5

The **CB** cable ties offer a special way to fix cables and markings for various purposes. They are especially useful for fixing cable markers such as Partex PK, CLM, SFX, WKM and WKS (max. width 4.8 mm). The material is an unbreakable polyamide PA 6.6 with UL 94 flammability V2. The black Cable ties are guaranteed UV resistant, due to the carbon used in the manufacturing process.

### Ordering data

Type	Order no.	Colour	Qty.
CB 750/7.8	1720680000	natural	100
CB 750/7.8	1720670000	black	100
CB 365/7.8	1279100000	natural	100
CB 365/7.8	1697940000	black	100
CB 360/4.8	1279000000	natural	100
CB 360/4.8	1697930000	black	100
CB 290/4.8	1278900000	natural	100
CB 290/4.8	1697920000	black	100
CB 290/3.6	1720640000	natural	100
CB 290/3.6	1720650000	black	100
CB 200/4.8	1278800000	natural	100
CB 200/4.8	1697910000	black	100
CB 200/3.6	1720630000	natural	100
CB 200/3.6	1720660000	black	100
CB 170/4.8	1723550000	natural	100
CB 170/4.8	1723570000	black	100
CB 160/4.5	1723540000	natural	100
CB 160/4.5	1723560000	black	100
CB 140/3.6	1278700000	natural	100
CB 140/3.6	1697900000	black	100
CB 98/2.5	1278600000	natural	100
CB 98/2.5	1697890000	black	100

### Technical data

Material	Polyamide
Flammability acc. UL 94	V2
CBDM	cable tie direct assembly for cabling max. Ø: 44,5 mm total length: 200 mm
CBH 1	cable tie holder for mounting on metal mounting sheet max. thickness 3.2 mm max. hole-Ø 6.2 mm
CBH 2	cable tie holder for adhesive mounting surface area: 19 x 19 mm
CBH 3	cable tie holder for adhesive mounting surface area: 27 x 27 mm

For cable bundling or cable fixing you can choose between:

- cable tie holder for direct mounting on metal mounting sheets with integrated cable tie (CBDM) or
- without integrated cable tie (CBH1) or
- for adhesive-mounting (CBH2 or CBH3).

### Ordering data

Type	Order no.	Colour	Qty.
CBDM	1279330000	natural	100
CBH 1	1279200000	natural	100
CBH 2	1289200000	natural	100
CBH 3	1289400000	natural	100
CBH 2	1697950000	black	100
CBH 3	1697960000	black	100

### Technical data

Length	170 mm
Weight	260 g

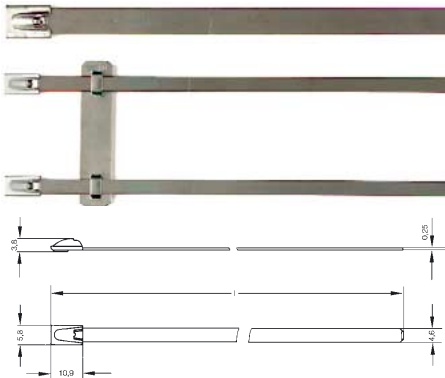
The **RT 1** is a pistol-shaped compact tool for fastening and cutting cable ties in one operation. The tension is adjustable over a wide range, from small ties to standard ties. The RT 1 is designed for cable ties with diameters from 1.6 to 100 mm.

### Ordering data

Type	Order no.
RT 1	1296000000

# Steel cable ties

## WeidSteel



\* All measurements in mm

### Technical data

Material	SCT stainless steel 14301 in accordance with DIN (AISI 304, similar to V2A), non-magnetic, corrosion and weather resistant, resistant to a wide range of aggressive chemicals.
Temperature range	-80°C ... +538°C
Tensile strength	445 N
Approvals	<ul style="list-style-type: none"> <li>• VG 95387</li> <li>• Germanischer Lloyd GL 32666H and GL 51796HH</li> <li>• Lloyds London, Zertifikat Nr. 89/0123</li> <li>• DNV, E-876, E-877 v. 30.4.87</li> <li>• GVT 85071</li> <li>• MIL-S-23190</li> <li>• R.I.Na. 5/221</li> <li>• NASA, date of approval 9.2.84</li> <li>• Bureau Veritas (Nr. 2535/4048/A0/O)</li> <li>• USSR Seeregister (Nr. 91.049.272)</li> </ul>

**WeidSteel** comprises a comprehensive range of **stainless steel cable ties** which are capable of withstanding extreme stress, e.g. high temperatures or the effect of strong chemicals.

- Stainless steel AISI 304
- Easy and safe installation due to its patented closure head
- Patented rounded edges prevent injuries
- Ideal for outside use
- Radiation and corrosion resistant
- Non-magnetic
- No serrations, thus no abrasion of the insulation

### Ordering data

Type	Order no.	Length mm	For bundle -ø	Qty.
SCT 4.6/127	<b>1699800000</b>	127	19 - 25	100
SCT 4.6/201	<b>1699810000</b>	201	19 - 51	100
SCT 4.6/266	<b>1699900000</b>	266	19 - 69	100
SCT 4.6/360	<b>1699910000</b>	360	19 - 101	100
SCT 4.6/520	<b>1699920000</b>	520	19 - 152	100
SCT 4.6/679	<b>1699930000</b>	679	19 - 203	100
SCT 4.6/838	<b>1699940000</b>	838	19 - 254	100

## PKS



### Technical data

Temperature range	-80°C ... +538°C
PKS-Tool Automatikk	
Dimensions	Length: 180 mm, Weight: 600 g
PKS-Tool Manuell	
Dimensions	Length: 210 mm, Weight 500 g
Colour	

The **PKS Tool** is a manual tool used for tightening steel cable ties; there are two different models.

Using the **Automatic model**, the cable ties are tightened then the remaining loose end is cut off.

The **PKS Tool Manual** is designed for tightening cable ties only; the cable band can then be removed with a twist of 90 degrees.

### Ordering data

Type	Order no.	
<b>PKS TOOL</b>		
PKS-Tool Automatic	<b>1774470000</b>	1 piece
PKS-Tool Manual	<b>1774480000</b>	1 piece

## Installation






Today's electrical installations are characterized by increasing complexity and an ever greater level of sophistication. This places great demands on the products for this market.

That is why Weidmüller also provides solutions for further market segments; products such as the screwless junction box terminal for electrical circuits in buildings.

With products like the junction box terminal, Weidmüller ensures secure connections in the installation business.



## D-Serie Junction Box



Alu-Top 30

### Screwless installation terminal

- For the connection of single wire copper conductors using direct plug connection
- Easy installation
- One size for cross sections from 0.75 to 2.5 mm
- One additional size for conductors with cross sections up to 4.0 mm
- Variations for 2 to 8 contact points
- Conductors can be released again simply by twisting and pulling
- For aluminium conductors we recommend the usage of contact paste, type Alu-Top 30
- Test point for voltage tester
- Slots marking necessary stripping length at the bottom side
- Approved following DIN EN 60998 and UL 486C

### Technical data

<b>Material</b>			
housings	Polyamide PA 66, light grey, RAL 7035		
contact rail	electrolytic copper		
<b>Clamping range:</b>			
D1.5/2.5 :	0.75 – 2.5mm <sup>2</sup> / AWG 18 - 14		
D4.0 :	1.5 – 4.0mm <sup>2</sup> / AWG 15 – 12		
<b>Wattage:</b>			
	acc. to EN 60998	acc. to UL 486C	aluminium conductor*
D1.5/2.5:	450V / 25 A	600V / 20 A	450V / 16A
D4.0:	450V / 35 A	600V / 30 A	450V / 22A
<b>Temperature range:</b>			
	using copper conductors:	-40 °C .. +100 °C	
	using aluminium conductors*:	-40 °C .. +60 °C	
<b>Approvals:</b>			

\*\* \* in combination with Alu-Top 30 contact paste

### Cable cross section/number of poles

	2 pole	3 pole	4 pole	5 pole	8 pole
0.75 <sup>2</sup> - 2.5 <sup>2</sup>	X	X	X	X	X
1.5 <sup>2</sup> - 4.0 <sup>2</sup>		X			

### Ordering data



Type	Qty. (box)	Order no.
D1.5/2.5-2	100	1746420000
D1.5/2.5-3	100	1746430000
D1.5/2.5-4	100	1746440000
D1.5/2.5-5	100	1746450000
D1.5/2.5-8	50	1746460000
D4.0-3	50	1746470000

Type	Qty. (bag)	Order no.
D-Pack D1.5/2.5-2*	25	1781450000
D-Pack D1.5/2.5-3*	25	1781460000
D-Pack D1.5/2.5-4*	25	1781470000
D-Pack D1.5/2.5-5*	25	1781480000
D-Pack D1.5/2.5-8*	20	1781490000
D-Pack D4.0-3*	20	1781500000

Alu-Top 30 (contact paste)	5	1778260000
Sample bag	1	1804420000

\* Available by June 2002

# Lighting Connector



Strip 8-9 mm off solid-wire conductors and connect

Strip 8-9 mm off flexible-wire conductors, compress terminal and insert conductor

Screwless installation terminal for flexible and single wire conductors..

- Quick, easy and safe installation of luminaires
- No tools required for disconnection
- Connection of 2 single wire conductors on the installation side
- Connection of 1 flexible conductor on the luminaire side
- Screwless connection with tension clamp
- Test point for voltage tester
- Requires little space
- For approvals see technical data


### Technical data

Material	housing	Polyamide PA 6.6	
	clamping unit	contact material	electrolytic copper
Flammability acc. to UL94	surface		SN 60 Pb 40
	V2		
Clamping range	installation side	2 x 1.0 <sup>2</sup> bis 2.5 <sup>2</sup> solid copper conductor, AWG 17-14	
	lighting side	1 x 0.5 <sup>2</sup> bis 2.5 <sup>2</sup> flexible copper conductor, AWG 20-14	
Wattage	rated voltage, rated current	24A /400V	
	rated impulse voltage	4kV	
	degree of pollution	2	
Permanent use temperature	+125 °C acc. to UL 746B (electric)		
Environmental temperature	-40 °C... +80 °C		
Approvals			

### Ordering data

Type	Order no.	Qty.
D-Lux 2/1	1774270000	100

## Variants DEK page 11



Type / Print	Order no.	Type / Print	Order no.	Type / Print	Order no.
DEK 5 FW 10-500	0132660010	DEK 5 GN NEUTRAL	0473391688	DEK 5 GW 23	0522660023
DEK 5 FW COLOURED	0132690000	DEK 5 VI NEUTRAL	0473391689	DEK 5 GW 24	0522660024
DEK 5 GS A	0132961021	DEK 5 OR NEUTRAL	0473391690	DEK 5 GW 25	0522660025
DEK 5 GS B	0132961022	DEK 5 GR NEUTRAL	0473391691	DEK 5 GW 26	0522660026
DEK 5 GS C	0132961023	DEK 5 BR NEUTRAL	0473391692	DEK 5 GW 27	0522660027
DEK 5 GS D	0132961024	DEK 5 BL NEUTRAL	0473391693	DEK 5 GW 28	0522660028
DEK 5 GS E	0132961025	DEK 5 SW NEUTRAL	0473391694	DEK 5 GW 29	0522660029
DEK 5 GS F	0132961026	DEK 5 FW 1-50	0473460001	DEK 5 GW 30	0522660030
DEK 5 GS G	0132961027	DEK 5 FW 51-100	0473460051	DEK 5 GW 31	0522660031
DEK 5 GS H	0132961028	DEK 5 FW 101-150	0473460101	DEK 5 GW 32	0522660032
DEK 5 GS I	0132961029	DEK 5 FW 151-200	0473460151	DEK 5 GW 33	0522660033
DEK 5 GS J	0132961030	DEK 5 FW 201-250	0473460201	DEK 5 GW 34	0522660034
DEK 5 GS K	0132961031	DEK 5 FW 251-300	0473460251	DEK 5 GW 35	0522660035
DEK 5 GS L	0132961032	DEK 5 FW 301-350	0473460301	DEK 5 GW 36	0522660036
DEK 5 GS M	0132961033	DEK 5 FW 351-400	0473460351	DEK 5 GW 37	0522660037
DEK 5 GS N	0132961034	DEK 5 FW 401-450	0473460401	DEK 5 GW 38	0522660038
DEK 5 GS O	0132961035	DEK 5 FW 451-500	0473460451	DEK 5 GW 39	0522660039
DEK 5 GS P	0132961036	DEK 5 FW 501-550	0473460501	DEK 5 GW 40	0522660040
DEK 5 GS Q	0132961037	DEK 5 FW 551-600	0473460551	DEK 5 GW 41	0522660041
DEK 5 GS R	0132961038	DEK 5 FW 601-650	0473460601	DEK 5 GW 42	0522660042
DEK 5 GS S	0132961039	DEK 5 FW 651-700	0473460651	DEK 5 GW 43	0522660043
DEK 5 GS T	0132961040	DEK 5 FW 701-750	0473460701	DEK 5 GW 44	0522660044
DEK 5 GS U	0132961041	DEK 5 FW 751-800	0473460751	DEK 5 GW 45	0522660045
DEK 5 GS V	0132961042	DEK 5 FW 801-850	0473460801	DEK 5 GW 46	0522660046
DEK 5 GS W	0132961043	DEK 5 FW 851-900	0473460851	DEK 5 GW 47	0522660047
DEK 5 GS X	0132961044	DEK 5 FW 901-950	0473460901	DEK 5 GW 48	0522660048
DEK 5 GS Y	0132961045	DEK 5 FW 951-999	0473460951	DEK 5 GW 49	0522660049
DEK 5 GS Z	0132961046	DEK 5 FS 1-50	0473560001	DEK 5 GW 50	0522660050
DEK 5 FW U1-PE1	0133161114	DEK 5 FS 51-100	0473560051	DEK 5 GW 51	0522660051
DEK 5 FW U2-PE2	0133161115	DEK 5 FS 101-150	0473560101	DEK 5 GW 52	0522660052
DEK 5 FW U3-PE3	0133161116	DEK 5 FS 151-200	0473560151	DEK 5 GW 53	0522660053
DEK 5 FW U4-PE4	0133161117	DEK 5 FS 201-250	0473560201	DEK 5 GW 54	0522660054
DEK 5 FW U5-PE5	0133161118	DEK 5 FS 251-300	0473560251	DEK 5 GW 55	0522660055
DEK 5 FW U6-PE6	0133161119	DEK 5 FS 301-350	0473560301	DEK 5 GW 56	0522660056
DEK 5 FW U7-PE7	0133161120	DEK 5 FS 351-400	0473560351	DEK 5 GW 57	0522660057
DEK 5 FW U8-PE8	0133161121	DEK 5 FS 401-450	0473560401	DEK 5 GW 58	0522660058
DEK 5 FW U9-PE9	0133161122	DEK 5 FS 451-500	0473560451	DEK 5 GW 59	0522660059
DEK 5 FW X1-Z1	0133261150	DEK 5 FS 501-550	0473560501	DEK 5 GW 60	0522660060
DEK 5 FW X2-Z2	0133261151	DEK 5 FS 551-600	0473560551	DEK 5 GW 61	0522660061
DEK 5 FW X3-Z3	0133261152	DEK 5 FS 601-650	0473560601	DEK 5 GW 62	0522660062
DEK 5 FW X4-Z4	0133261153	DEK 5 FS 651-700	0473560651	DEK 5 GW 63	0522660063
DEK 5 FW X5-Z5	0133261154	DEK 5 FS 701-750	0473560701	DEK 5 GW 64	0522660064
DEK 5 FW X6-Z6	0133261155	DEK 5 FS 751-800	0473560751	DEK 5 GW 65	0522660065
DEK 5 FW X7-Z7	0133261156	DEK 5 FS 801-850	0473560801	DEK 5 GW 66	0522660066
DEK 5 FW X8-Z8	0133261157	DEK 5 FS 851-900	0473560851	DEK 5 GW 67	0522660067
DEK 5 FW X9-Z9	0133261158	DEK 5 FS 901-950	0473560901	DEK 5 GW 68	0522660068
DEK 5 FW X10-Z10	0133261159	DEK 5 FS 951-999	0473560951	DEK 5 GW 69	0522660069
DEK 5 GS PE	0157261187	DEK 5 GW L1	0522361075	DEK 5 GW 70	0522660070
DEK 5 GS g	0157261202	DEK 5 GW L2	0522361076	DEK 5 GW 71	0522660071
DEK 5 GS h	0157261203	DEK 5 GW L3	0522361077	DEK 5 GW 72	0522660072
DEK 5 GS MP	0157261235	DEK 5 GW 1	0522660001	DEK 5 GW 73	0522660073
DEK 5 FWZ 1-19	0235860000	DEK 5 GW 2	0522660002	DEK 5 GW 74	0522660074
DEK 5 FWZ 21-39	0235960000	DEK 5 GW 3	0522660003	DEK 5 GW 75	0522660075
DEK 5 FWZ 41-59	0236060000	DEK 5 GW 4	0522660004	DEK 5 GW 76	0522660076
DEK 5 FWZ 2-20	0236160000	DEK 5 GW 5	0522660005	DEK 5 GW 77	0522660077
DEK 5 FWZ 22-40	0236260000	DEK 5 GW 6	0522660006	DEK 5 GW 78	0522660078
DEK 5 FWZ 42-60	0236360000	DEK 5 GW 7	0522660007	DEK 5 GW 79	0522660079
DEK 5 FWZ L1-PE	0354361187	DEK 5 GW 8	0522660008	DEK 5 GW 80	0522660080
DEK 5 FWZ L1-EIK	0354361203	DEK 5 GW 9	0522660009	DEK 5 GW 81	0522660081
DEK 5 FSZ 1-10	0460660001	DEK 5 GW 10	0522660010	DEK 5 GW 82	0522660082
DEK 5 FSZ 11-20	0460660011	DEK 5 GW 11	0522660011	DEK 5 GW 83	0522660083
DEK 5 FSZ 21-30	0460660021	DEK 5 GW 12	0522660012	DEK 5 GW 84	0522660084
DEK 5 FSZ 31-40	0460660031	DEK 5 GW 13	0522660013	DEK 5 GW 85	0522660085
DEK 5 FSZ 41-50	0460660041	DEK 5 GW 14	0522660014	DEK 5 GW 86	0522660086
DEK 5 FSZ 51-60	0460660051	DEK 5 GW 15	0522660015	DEK 5 GW 87	0522660087
DEK 5 FSZ 61-70	0460660061	DEK 5 GW 16	0522660016	DEK 5 GW 88	0522660088
DEK 5 FSZ 71-80	0460660071	DEK 5 GW 17	0522660017	DEK 5 GW 89	0522660089
DEK 5 FSZ 81-90	0460660081	DEK 5 GW 18	0522660018	DEK 5 GW 90	0522660090
DEK 5 FSZ 91-100	0460660091	DEK 5 GW 19	0522660019	DEK 5 GW 91	0522660091
DEK 5 NEUTRAL	0473360000	DEK 5 GW 20	0522660020	DEK 5 GW 92	0522660092
DEK 5 RT NEUTRAL	0473391686	DEK 5 GW 21	0522660021	DEK 5 GW 93	0522660093
DEK 5 GE NEUTRAL	0473391687	DEK 5 GW 22	0522660022	DEK 5 GW 94	0522660094

Type / Print	Order no.	Type / Print	Order no.	Type / Print	Order no.
DEK 5 GW 95	0522660095	DEK 5 GW 167	0522660167	DEK 5 GW M SMALL	0522861059
DEK 5 GW 96	0522660096	DEK 5 GW 168	0522660168	DEK 5 GW N SMALL	0522861060
DEK 5 GW 97	0522660097	DEK 5 GW 169	0522660169	DEK 5 GW O SMALL	0522861061
DEK 5 GW 98	0522660098	DEK 5 GW 170	0522660170	DEK 5 GW P SMALL	0522861062
DEK 5 GW 99	0522660099	DEK 5 GW 171	0522660171	DEK 5 GW Q SMALL	0522861063
DEK 5 GW 100	0522660100	DEK 5 GW 172	0522660172	DEK 5 GW R SMALL	0522861064
DEK 5 GW 101	0522660101	DEK 5 GW 173	0522660173	DEK 5 GW S SMALL	0522861065
DEK 5 GW 102	0522660102	DEK 5 GW 174	0522660174	DEK 5 GW T SMALL	0522861066
DEK 5 GW 103	0522660103	DEK 5 GW 175	0522660175	DEK 5 GW U SMALL	0522861067
DEK 5 GW 104	0522660104	DEK 5 GW 176	0522660176	DEK 5 GW V SMALL	0522861068
DEK 5 GW 105	0522660105	DEK 5 GW 177	0522660177	DEK 5 GW W SMALL	0522861069
DEK 5 GW 106	0522660106	DEK 5 GW 178	0522660178	DEK 5 GW X SMALL	0522861070
DEK 5 GW 107	0522660107	DEK 5 GW 179	0522660179	DEK 5 GW Y SMALL	0522861071
DEK 5 GW 108	0522660108	DEK 5 GW 180	0522660180	DEK 5 GW Z SMALL	0522861072
DEK 5 GW 109	0522660109	DEK 5 GW 181	0522660181	DEK 5 FWZ 1-10	0523060001
DEK 5 GW 110	0522660110	DEK 5 GW 182	0522660182	DEK 5 FWZ 11-20	0523060011
DEK 5 GW 111	0522660111	DEK 5 GW 183	0522660183	DEK 5 FWZ 21-30	0523060021
DEK 5 GW 112	0522660112	DEK 5 GW 184	0522660184	DEK 5 FWZ 31-40	0523060031
DEK 5 GW 113	0522660113	DEK 5 GW 185	0522660185	DEK 5 FWZ 41-50	0523060041
DEK 5 GW 114	0522660114	DEK 5 GW 186	0522660186	DEK 5 FWZ 51-60	0523060051
DEK 5 GW 115	0522660115	DEK 5 GW 187	0522660187	DEK 5 FWZ 61-70	0523060061
DEK 5 GW 116	0522660116	DEK 5 GW 188	0522660188	DEK 5 FWZ 71-80	0523060071
DEK 5 GW 117	0522660117	DEK 5 GW 189	0522660189	DEK 5 FWZ 81-90	0523060081
DEK 5 GW 118	0522660118	DEK 5 GW 190	0522660190	DEK 5 FWZ 91-100	0523060091
DEK 5 GW 119	0522660119	DEK 5 GW 191	0522660191	DEK 5 GW PE	0537261187
DEK 5 GW 120	0522660120	DEK 5 GW 192	0522660192	DEK 5 GW PEN	0537261188
DEK 5 GW 121	0522660121	DEK 5 GW 193	0522660193	DEK 5 GW SL	0537261191
DEK 5 GW 122	0522660122	DEK 5 GW 194	0522660194	DEK 5 GW MP	0537261235
DEK 5 GW 123	0522660123	DEK 5 GW 195	0522660195	DEK 5 FWZ U,V,W,N,PE	0558360000
DEK 5 GW 124	0522660124	DEK 5 GW 196	0522660196	DEK 5 GW	0576260000
DEK 5 GW 125	0522660125	DEK 5 GW 197	0522660197	DEK 5 GW +	0576261198
DEK 5 GW 126	0522660126	DEK 5 GW 198	0522660198	DEK 5 GW -	0576261199
DEK 5 GW 127	0522660127	DEK 5 GW 199	0522660199	DEK 5 GW g	0576261202
DEK 5 GW 128	0522660128	DEK 5 GW 200	0522660200	DEK 5 GW h	0576261203
DEK 5 GW 129	0522660129	DEK 5 GW A	0522761021	DEK 5 GW ~	0576261215
DEK 5 GW 130	0522660130	DEK 5 GW B	0522761022	DEK 5 GW RT/SW +	0576291737
DEK 5 GW 131	0522660131	DEK 5 GW C	0522761023	DEK 5 GW BL/SW -	0576291741
DEK 5 GW 132	0522660132	DEK 5 GW D	0522761024	DEK 5 FSZ 2,4,6,...16	0582360002
DEK 5 GW 133	0522660133	DEK 5 GW E	0522761025	DEK 5 FSZ 18,20,...32	0582360018
DEK 5 GW 134	0522660134	DEK 5 GW F	0522761026	DEK 5 FW 1,3,5,...99	1358460000
DEK 5 GW 135	0522660135	DEK 5 GW G	0522761027	DEK 5 FW 2,4,...100	1358560000
DEK 5 GW 136	0522660136	DEK 5 GW H	0522761028	DEK 5 FWZ 1-9	1572000000
DEK 5 GW 137	0522660137	DEK 5 GW I	0522761029	DEK 5/3,5 MC NEUTRAL	1755270000
DEK 5 GW 138	0522660138	DEK 5 GW J	0522761030	DEK 5/3,5 MC GW 1	1755280001
DEK 5 GW 139	0522660139	DEK 5 GW K	0522761031	DEK 5/3,5 MC GW 2	1755280002
DEK 5 GW 140	0522660140	DEK 5 GW L	0522761032	DEK 5/3,5 MC GW 3	1755280003
DEK 5 GW 141	0522660141	DEK 5 GW M	0522761033	DEK 5/3,5 MC GW 4	1755280004
DEK 5 GW 142	0522660142	DEK 5 GW N	0522761034	DEK 5/3,5 MC GW 5	1755280005
DEK 5 GW 143	0522660143	DEK 5 GW O	0522761035	DEK 5/3,5 MC GW 6	1755280006
DEK 5 GW 144	0522660144	DEK 5 GW P	0522761036	DEK 5/3,5 MC GW 7	1755280007
DEK 5 GW 145	0522660145	DEK 5 GW Q	0522761037	DEK 5/3,5 MC GW 8	1755280008
DEK 5 GW 146	0522660146	DEK 5 GW R	0522761038	DEK 5/3,5 MC GW 9	1755280009
DEK 5 GW 147	0522660147	DEK 5 GW S	0522761039	DEK 5/3,5 MC GW 0	1755281000
DEK 5 GW 148	0522660148	DEK 5 GW T	0522761040	DEK 5/3,5 MC FS 1-10	1762320001
DEK 5 GW 149	0522660149	DEK 5 GW U	0522761041	DEK 5/3,5 MC FS 11-20	1762320011
DEK 5 GW 150	0522660150	DEK 5 GW V	0522761042	DEK 5/3,5 MC FS 21-30	1762320021
DEK 5 GW 151	0522660151	DEK 5 GW W	0522761043	DEK 5/3,5 MC FS 31-40	1762320031
DEK 5 GW 152	0522660152	DEK 5 GW X	0522761044	DEK 5/3,5 MC FS 41-50	1762320041
DEK 5 GW 153	0522660153	DEK 5 GW Y	0522761045	DEK 5/3,5 MC FS 51-60	1762320051
DEK 5 GW 154	0522660154	DEK 5 GW Z	0522761046	DEK 5/3,5 MC FS 61-70	1762320061
DEK 5 GW 155	0522660155	DEK 5 GW A SMALL	0522861047	DEK 5/3,5 MC FS 71-80	1762320071
DEK 5 GW 156	0522660156	DEK 5 GW B SMALL	0522861048	DEK 5/3,5 MC FS 81-90	1762320081
DEK 5 GW 157	0522660157	DEK 5 GW C SMALL	0522861049	DEK 5/3,5 MC FS 91-100	1762320091
DEK 5 GW 158	0522660158	DEK 5 GW D SMALL	0522861050	DEK 5/3,5 MC FS 101-110	1762320101
DEK 5 GW 159	0522660159	DEK 5 GW E SMALL	0522861051	DEK 5/3,5 MC FS 111-120	1762320111
DEK 5 GW 160	0522660160	DEK 5 GW F SMALL	0522861052	DEK 5/3,5 MC FS 121-130	1762320121
DEK 5 GW 161	0522660161	DEK 5 GW G SMALL	0522861053	DEK 5/3,5 MC FS 131-140	1762320131
DEK 5 GW 162	0522660162	DEK 5 GW H SMALL	0522861054	DEK 5/3,5 MC FS 141-150	1762320141
DEK 5 GW 163	0522660163	DEK 5 GW I SMALL	0522861055	DEK 5/3,5 MC printed	1767730000
DEK 5 GW 164	0522660164	DEK 5 GW J SMALL	0522861056	DEK 5/5 MC-10 NEUT. VAR	1609800000
DEK 5 GW 165	0522660165	DEK 5 GW K SMALL	0522861057	DEK 5/5 MC-10 NEUT. WS	1609801044
DEK 5 GW 166	0522660166	DEK 5 GW L SMALL	0522861058	DEK 5/5 MC-10 NEUT. RT	1609801686

Type / Print	Order no.	Type / Print	Order no.	Type / Print	Order no.
DEK 5/5 MC-10 NEUT. GE	1609801687	DEK 6 FWZ 51-60	0518960051	DEK 6 GW 57	0526960057
DEK 5/5 MC-10 NEUT. GN	1609801688	DEK 6 FWZ 61-70	0518960061	DEK 6 GW 58	0526960058
DEK 5/5 MC-10 NEUT. GR	1609801691	DEK 6 FWZ 71-80	0518960071	DEK 6 GW 59	0526960059
DEK 5/5 MC-10 NEUT. BL	1609801693	DEK 6 FWZ 81-90	0518960081	DEK 6 GW 60	0526960060
DEK 5/5 MC PRINTED	1609810000	DEK 6 FWZ 91-100	0518960091	DEK 6 GW 61	0526960061
DEK 5/7,5 MC NEUTRAL	1720620000	DEK 6 FWZ 101-110	0518960101	DEK 6 GW 62	0526960062
DEK 5/6,5 MC NEUTRAL	1609840000	DEK 6 FWZ 111-120	0518960111	DEK 6 GW 63	0526960063
DEK 6 FSZ 1-10	0133360001	DEK 6 FWZ 121-130	0518960121	DEK 6 GW 64	0526960064
DEK 6 FSZ 11-20	0133360011	DEK 6 FWZ 131-140	0518960131	DEK 6 GW 65	0526960065
DEK 6 FSZ 21-30	0133360021	DEK 6 FWZ 141-150	0518960141	DEK 6 GW 66	0526960066
DEK 6 FSZ 31-40	0133360031	DEK 6 FWZ 151-160	0518960151	DEK 6 GW 67	0526960067
DEK 6 FSZ 41-50	0133360041	DEK 6 FWZ 161-170	0518960161	DEK 6 GW 68	0526960068
DEK 6 FSZ 51-60	0133360051	DEK 6 FWZ 171-180	0518960171	DEK 6 GW 69	0526960069
DEK 6 FSZ 61-70	0133360061	DEK 6 FWZ 181-190	0518960181	DEK 6 GW 70	0526960070
DEK 6 FSZ 71-80	0133360071	DEK 6 FWZ 191-200	0518960191	DEK 6 GW 71	0526960071
DEK 6 FSZ 81-90	0133360081	DEK 6 FWZ 201-210	0518960201	DEK 6 GW 72	0526960072
DEK 6 FSZ 91-100	0133360091	DEK 6 GW 1	0526960001	DEK 6 GW 73	0526960073
DEK 6 NEUTRAL	0468560000	DEK 6 GW 2	0526960002	DEK 6 GW 74	0526960074
DEK 6 RT NEUTRAL	0468591686	DEK 6 GW 3	0526960003	DEK 6 GW 75	0526960075
DEK 6 GE NEUTRAL	0468591687	DEK 6 GW 4	0526960004	DEK 6 GW 76	0526960076
DEK 6 GN NEUTRAL	0468591688	DEK 6 GW 5	0526960005	DEK 6 GW 77	0526960077
DEK 6 VI NEUTRAL	0468591689	DEK 6 GW 6	0526960006	DEK 6 GW 78	0526960078
DEK 6 OR NEUTRAL	0468591690	DEK 6 GW 7	0526960007	DEK 6 GW 79	0526960079
DEK 6 GR NEUTRAL	0468591691	DEK 6 GW 8	0526960008	DEK 6 GW 80	0526960080
DEK 6 BR NEUTRAL	0468591692	DEK 6 GW 9	0526960009	DEK 6 GW 81	0526960081
DEK 6 BL NEUTRAL	0468591693	DEK 6 GW 10	0526960010	DEK 6 GW 82	0526960082
DEK 6 SW NEUTRAL	0468591694	DEK 6 GW 11	0526960011	DEK 6 GW 83	0526960083
DEK 6 FW 1-50	0468660001	DEK 6 GW 12	0526960012	DEK 6 GW 84	0526960084
DEK 6 FW 51-100	0468660051	DEK 6 GW 13	0526960013	DEK 6 GW 85	0526960085
DEK 6 FW 101-150	0468660101	DEK 6 GW 14	0526960014	DEK 6 GW 86	0526960086
DEK 6 FW 151-200	0468660151	DEK 6 GW 15	0526960015	DEK 6 GW 87	0526960087
DEK 6 FW 201-250	0468660201	DEK 6 GW 16	0526960016	DEK 6 GW 88	0526960088
DEK 6 FW 251-300	0468660251	DEK 6 GW 17	0526960017	DEK 6 GW 89	0526960089
DEK 6 FW 301-350	0468660301	DEK 6 GW 18	0526960018	DEK 6 GW 90	0526960090
DEK 6 FW 351-400	0468660351	DEK 6 GW 19	0526960019	DEK 6 GW 91	0526960091
DEK 6 FW 401-450	0468660401	DEK 6 GW 20	0526960020	DEK 6 GW 92	0526960092
DEK 6 FW 451-500	0468660451	DEK 6 GW 21	0526960021	DEK 6 GW 93	0526960093
DEK 6 FW 501-550	0468660501	DEK 6 GW 22	0526960022	DEK 6 GW 94	0526960094
DEK 6 FW 551-600	0468660551	DEK 6 GW 23	0526960023	DEK 6 GW 95	0526960095
DEK 6 FW 601-650	0468660601	DEK 6 GW 24	0526960024	DEK 6 GW 96	0526960096
DEK 6 FW 651-700	0468660651	DEK 6 GW 25	0526960025	DEK 6 GW 97	0526960097
DEK 6 FW 701-750	0468660701	DEK 6 GW 26	0526960026	DEK 6 GW 98	0526960098
DEK 6 FW 751-800	0468660751	DEK 6 GW 27	0526960027	DEK 6 GW 99	0526960099
DEK 6 FW 801-850	0468660801	DEK 6 GW 28	0526960028	DEK 6 GW 100	0526960100
DEK 6 FW 851-900	0468660851	DEK 6 GW 29	0526960029	DEK 6 GW 200	0526960200
DEK 6 FW 901-950	0468660901	DEK 6 GW 30	0526960030	DEK 5/6 MC NEUTRAL	1609820000
DEK 6 FW 951-999	0468660951	DEK 6 GW 31	0526960031	DEK 5/6 MC PRINTED	1609830000
DEK 6 FS 1-50	0468760001	DEK 6 GW 32	0526960032	DEK 6 FW 1,3,5...99	1358660000
DEK 6 FS 51-100	0468760051	DEK 6 GW 33	0526960033	DEK 6 FW 2,4,...100	1358760000
DEK 6 FS 101-150	0468760101	DEK 6 GW 34	0526960034	DEK 6 FWZ R,S,T,N,g	0631860000
DEK 6 FS 151-200	0468760151	DEK 6 GW 35	0526960035	DEK 6 FWZ L1-PE	0631961187
DEK 6 FS 201-250	0468760201	DEK 6 GW 36	0526960036	DEK 6 FWZ L1-h	0631961203
DEK 6 FS 251-300	0468760251	DEK 6 GW 37	0526960037	DEK 6 GW PE	1318061187
DEK 6 FS 301-350	0468760301	DEK 6 GW 38	0526960038	DEK 6 GW +	1318061198
DEK 6 FS 351-400	0468760351	DEK 6 GW 39	0526960039	DEK 6 GW -	1318061199
DEK 6 FS 401-450	0468760401	DEK 6 GW 40	0526960040	DEK 6 GW g	1318061202
DEK 6 FS 451-500	0468760451	DEK 6 GW 41	0526960041	DEK 6 GW h	1318061203
DEK 6 FS 501-550	0468760501	DEK 6 GW 42	0526960042	DEK 6 GW ~	1318061215
DEK 6 FS 551-600	0468760551	DEK 6 GW 43	0526960043	DEK 6 GW RT/SW +	1318091737
DEK 6 FS 601-650	0468760601	DEK 6 GW 44	0526960044	DEK 6 GW BL/SW -	1318091741
DEK 6 FS 651-700	0468760651	DEK 6 GW 45	0526960045	DEK 6 FW L,N,PE	0632560000
DEK 6 FS 701-750	0468760701	DEK 6 GW 46	0526960046	DEK 6 FW 1-5 (10X)	0688660000
DEK 6 FS 751-800	0468760751	DEK 6 GW 47	0526960047	DEK 6,5 FSZ 1-10	0407360001
DEK 6 FS 801-850	0468760801	DEK 6 GW 48	0526960048	DEK 6,5 FSZ 11-20	0407360011
DEK 6 FS 851-900	0468760851	DEK 6 GW 49	0526960049	DEK 6,5 FSZ 21-30	0407360021
DEK 6 FS 901-950	0468760901	DEK 6 GW 50	0526960050	DEK 6,5 FSZ 31-40	0407360031
DEK 6 FS 951-999	0468760951	DEK 6 GW 51	0526960051	DEK 6,5 FSZ 41-50	0407360041
DEK 6 FWZ 1-10	0518960001	DEK 6 GW 52	0526960052	DEK 6,5 FSZ 51-60	0407360051
DEK 6 FWZ 11-20	0518960011	DEK 6 GW 53	0526960053	DEK 6,5 FSZ 61-70	0407360061
DEK 6 FWZ 21-30	0518960021	DEK 6 GW 54	0526960054	DEK 6,5 FSZ 71-80	0407360071
DEK 6 FWZ 31-40	0518960031	DEK 6 GW 55	0526960055	DEK 6,5 FSZ 81-90	0407360081
DEK 6 FWZ 41-50	0518960041	DEK 6 GW 56	0526960056	DEK 6,5 FSZ 91-100	0407360091



Type / Print	Order no.	Type / Print	Order no.
DEK 6,5 NEUTRAL	0468060000	DEK 8 FWZ 31-40	1276960031
DEK 6,5 RT NEUTRAL	0468091686	DEK 8 FWZ 41-50	1276960041
DEK 6,5 GE NEUTRAL	0468091687	DEK 8 FWZ 51-60	1276960051
DEK 6,5 GN NEUTRAL	0468091688	DEK 8 FWZ 61-70	1276960061
DEK 6,5 VI NEUTRAL	0468091689	DEK 8 FWZ 71-80	1276960071
DEK 6,5 OR NEUTRAL	0468091690	DEK 8 FWZ 81-90	1276960081
DEK 6,5 BL NEUTRAL	0468091693	DEK 8 FWZ 91-100	1276960091
DEK 6,5 SW NEUTRAL	0468091694	DEK 8 FWZ 101-110	1276960101
DEK 6,5 FW 1-50	0468160001	DEK 8 FWZ 111-120	1276960111
DEK 6,5 FW 51-100	0468160051	DEK 8 FWZ 121-130	1276960121
DEK 6,5 FW 101-150	0468160101	DEK 8 FWZ 131-140	1276960131
DEK 6,5 FW 151-200	0468160151	DEK 8 FWZ 141-150	1276960141
DEK 6,5 FW 201-250	0468160201	DEK 8 NEUTRAL	1277060000
DEK 6,5 FW 251-300	0468160251	DEK 8 RT NEUTRAL	1277091686
DEK 6,5 FW 301-350	0468160301	DEK 8 GE NEUTRAL	1277091687
DEK 6,5 FW 351-400	0468160351	DEK 8 GN NEUTRAL	1277091688
DEK 6,5 FW 401-450	0468160401	DEK 8 VI NEUTRAL	1277091689
DEK 6,5 FW 451-500	0468160451	DEK 8 OR NEUTRAL	1277091690
DEK 6,5 FW 501-550	0468160501	DEK 8 FSZ 1-10	1289660001
DEK 6,5 FW 551-600	0468160551	DEK 8 FSZ 11-20	1289660011
DEK 6,5 FW 601-650	0468160601	DEK 8 FSZ 21-30	1289660021
DEK 6,5 FW 651-700	0468160651	DEK 8 FSZ 31-40	1289660031
DEK 6,5 FW 701-750	0468160701	DEK 8 FSZ 41-50	1289660041
DEK 6,5 FW 751-800	0468160751	DEK 8 FSZ 51-60	1289660051
DEK 6,5 FW 801-850	0468160801	DEK 8 FSZ 61-70	1289660061
DEK 6,5 FW 851-900	0468160851	DEK 8 FSZ 71-80	1289660071
DEK 6,5 FW 901-950	0468160901	DEK 8 FSZ 81-90	1289660081
DEK 6,5 FW 951-999	0468160951	DEK 8 FSZ 91-100	1289660091
DEK 6,5 FS 1-50	0468260001	DEK 8 printed/COLOURED	1289690000
DEK 6,5 FS 51-100	0468260051	DEK 8 SPECIAL PRINT WHITE	1326660000
DEK 6,5 FS 101-150	0468260101	DEK 8 SPECIAL PRINT COLOURED	1326690000
DEK 6,5 FS 151-200	0468260151		
DEK 6,5 FS 201-250	0468260201		
DEK 6,5 FS 251-300	0468260251		
DEK 6,5 FS 301-350	0468260301		
DEK 6,5 FS 351-400	0468260351		
DEK 6,5 FS 401-450	0468260401		
DEK 6,5 FS 451-500	0468260451		
DEK 6,5 FS 501-550	0468260501		
DEK 6,5 FS 551-600	0468260551		
DEK 6,5 FS 601-650	0468260601		
DEK 6,5 FS 651-700	0468260651		
DEK 6,5 FS 701-750	0468260701		
DEK 6,5 FS 751-800	0468260751		
DEK 6,5 FS 801-850	0468260801		
DEK 6,5 FS 851-900	0468260851		
DEK 6,5 FS 901-950	0468260901		
DEK 6,5 FS 951-999	0468260951		
DEK 6,5 FWZ 1-10	0519060001		
DEK 6,5 FWZ 11-20	0519060011		
DEK 6,5 FWZ 21-30	0519060021		
DEK 6,5 FWZ 31-40	0519060031		
DEK 6,5 FWZ 41-50	0519060041		
DEK 6,5 FWZ 51-60	0519060051		
DEK 6,5 FWZ 61-70	0519060061		
DEK 6,5 FWZ 71-80	0519060071		
DEK 6,5 FWZ 81-90	0519060081		
DEK 6,5 FWZ 91-100	0519060091		
DEK 6,5 FWZ R,S,T,N,ERD	0632060000		
DEK 6,5 FW L1-PE	0632161187		
DEK 6,5 FW L1-h	0632161203		
DEK 8 FW 1-50 TAMPOPR.	1653340001		
DEK 8 FW 51-100 TAMPOPR.	1653340051		
DEK 8 FS 1-50 TAMPOPR.	1653350001		
DEK 8 FS 51-100 TAMPOPR.	1653350051		
DEK 8 FW 1-50 TAMPOPR.	1653340001		
DEK 8 FW 51-100 TAMPOPR.	1653340051		
DEK 8 FS 1-50 TAMPOPR.	1653350001		
DEK 8 FS 51-100 TAMPOPR.	1653350051		
DEK 8 FWZ 1-10	1276960001		
DEK 8 FWZ 11-20	1276960011		
DEK 8 FWZ 21-30	1276960021		


## Variants MF page 16



Type / Print	Order no.	Type / Print	Order no.	Type / Print	Order no.
MF 8/5 MC NEUTRAL	1677140000				
MF 8/5 MC SPECIAL PRINT	1677150000				
MF 10/5 MC FS 101-150	1681200101				
MF 10/5 MC FS 1-50	1681200001				
MF 10/5 MC FS 151-200	1681200151				
MF 10/5 MC FS 51-100	1681200051				
MF 10/5 MC FSZ 1-10	1681210001				
MF 10/5 MC FW 101-150	1681080101				
MF 10/5 MC FW 1-50	1681080001				
MF 10/5 MC FW 101-150	1681080101				
MF 10/5 MC FW 151-200	1681080151				
MF 10/5 MC FWZ 1-10	1681100001				
MF 10/5 MC FWZ L1,...PE	1681111187				
MF 10/5 MC GS PE	1681231187				
MF 10/5 MC GW PE	1681191187				
MF 10/5 MC NEUTRAL	1677160000				
MF 10/5 MC SPECIAL PRINT	1677170000				
MF 10/6 MC FS 1-50	1681360001				
MF 10/6 MC FS 51-100	1681360051				
MF 10/6 MC FS 101-150	1681360101				
MF 10/6 MC FSZ 1-10	1681370001				
MF 10/6 MC FW 101-150	1681240101				
MF 10/6 MC FW 1-50	1681240001				
MF 10/6 MC FWZ 1-10	1681260001				
MF 10/6 MC FWZ 11-20	1681260011				
MF 10/6 MC FWZ 21-30	1681260021				
MF 10/6 MC FWZ 31-40	1681260031				
MF 10/6 MC FWZ 41-50	1681260041				
MF 10/6 MC FWZ L1,L2, L3, PE	1681271187				
MF 10/6 MC FWZ L1, L2, L3, h	1681271203				
MF 10/6 MC GS PE	1681391187				
MF 10/6 MC GW L1	1681341075				
MF 10/6 MC GW L2	1681341076				
MF 10/6 MC GW L3	1681341077				
MF 10/6 MC GW PE	1681351187				
MF 10/6 MC NEUTRAL	1677220000				
MF 10/6 MC SPECIAL PRINT	1677230000				
MF 12/5 MC NEUTRAL	1677180000				
MF 12/5 MC SPECIAL PRINT	1677190000				



Type / Print	Order no.	Type / Print	Order no.	Type / Print	Order no.
M-FIX O 1.3	-	1597131740	M-FIX O 2.3	L	1574661659
M-FIX O 1.3	BEZ	1597130000	M-FIX O 2.3	M	1574661661
M-FIX O 1.3	.	1597131748	M-FIX O 2.3	N	1574661663
M-FIX O 1.3	/	1597131742	M-FIX O 2.3	O	1574661665
M-FIX O 1.3	:	1597131750	M-FIX O 2.3	P	1574661667
M-FIX O 1.3	+	1597131738	M-FIX O 2.3	Q	1574661669
M-FIX O 1.3	=	1597131751	M-FIX O 2.3	R	1574661671
M-FIX O 1.3	0	1597131502	M-FIX O 2.3	S	1574661673
M-FIX O 1.3	1	1597131505	M-FIX O 2.3	T	1574661676
M-FIX O 1.3	2	1597131508	M-FIX O 2.3	U	1574661679
M-FIX O 1.3	3	1597131511	M-FIX O 2.3	V	1574661681
M-FIX O 1.3	4	1597131514	M-FIX O 2.3	W	1574661683
M-FIX O 1.3	5	1597131517	M-FIX O 2.3	X	1574661687
M-FIX O 1.3	6	1597131520	M-FIX O 2.3	Y	1574661696
M-FIX O 1.3	7	1597131523	M-FIX O 2.3	Z	1574661698
M-FIX O 1.3	9	1597131529	M-FIX O 2.3	BLWS -	1676780012
M-FIX O 1.3	A	1597131637	M-FIX O 2.3	BLWS 6	1676780006
M-FIX O 1.3	B	1597131639	M-FIX O 2.3	BRWS 1	1676780001
M-FIX O 1.3	C	1597131641	M-FIX O 2.3	GE/SW 4	1676780004
M-FIX O 1.3	D	1597131643	M-FIX O 2.3	GN/WS 5	1676780005
M-FIX O 1.3	E	1597131645	M-FIX O 2.3	GR/SW 8	1676780008
M-FIX O 1.3	g	1597131744	M-FIX O 2.3	COLOUR CODE	1676780000
M-FIX O 1.3	F	1597131647	M-FIX O 2.3	NEUTRAL	1574650000
M-FIX O 1.3	G	1597131649	M-FIX O 2.3	OR/SW 3	1676780003
M-FIX O 1.3	H	1597131651	M-FIX O 2.3	RT/WS +	1676780011
M-FIX O 1.3	I	1597131653	M-FIX O 2.3	RT/WS 2	1676780002
M-FIX O 1.3	J	1597131655	M-FIX O 2.3	SW/WS 0	1676780010
M-FIX O 1.3	K	1597131657	M-FIX O 2.3	VI/WS 7	1676780007
M-FIX O 1.3	L	1597131659	M-FIX O 2.3	~	1574661752
M-FIX O 1.3	M	1597131661	M-FIX O 2.3	WS/SW 9	1676780009
M-FIX O 1.3	N	1597131663	M-FIX O 3.3	-	1597151740
M-FIX O 1.3	O	1597131665	M-FIX O 3.3	.	1597151748
M-FIX O 1.3	P	1597131667	M-FIX O 3.3	/	1597151742
M-FIX O 1.3	Q	1597131669	M-FIX O 3.3	:	1597151750
M-FIX O 1.3	R	1597131671	M-FIX O 3.3	+	1597151738
M-FIX O 1.3	S	1597131673	M-FIX O 3.3	=	1597151751
M-FIX O 1.3	T	1597131676	M-FIX O 3.3	0	1597151502
M-FIX O 1.3	U	1597131679	M-FIX O 3.3	1	1597151505
M-FIX O 1.3	V	1597131681	M-FIX O 3.3	2	1597151508
M-FIX O 1.3	W	1597131683	M-FIX O 3.3	3	1597151511
M-FIX O 1.3	X	1597131687	M-FIX O 3.3	4	1597151514
M-FIX O 1.3	Y	1597131696	M-FIX O 3.3	5	1597151517
M-FIX O 1.3	Z	1597131698	M-FIX O 3.3	6	1597151520
M-FIX O 1.3	8	1597131526	M-FIX O 3.3	7	1597151523
M-FIX O 1.3	BLWS -	1676770012	M-FIX O 3.3	8	1597151526
M-FIX O 1.3	BLWS 6	1676770006	M-FIX O 3.3	9	1597151529
M-FIX O 1.3	BRWS 1	1676770001	M-FIX O 3.3	A	1597151637
M-FIX O 1.3	h	1597132014	M-FIX O 3.3	B	1597151639
M-FIX O 1.3	GE/SW 4	1676770004	M-FIX O 3.3	BEZ.	1597150000
M-FIX O 1.3	GN/WS 5	1676770005	M-FIX O 3.3	C	1597151641
M-FIX O 1.3	GR/SW 8	1676770008	M-FIX O 3.3	D	1597151643
M-FIX O 1.3	COLOUR CODE	1676770000	M-FIX O 3.3	E	1597151645
M-FIX O 1.3	NEUTRAL	1597120000	M-FIX O 3.3	f	1597151744
M-FIX O 1.3	OR/SW 3	1676770003	M-FIX O 3.3	g	1597151647
M-FIX O 1.3	RT/WS +	1676770011	M-FIX O 3.3	G	1597151649
M-FIX O 1.3	RT/WS 2	1676770002	M-FIX O 3.3	H	1597151651
M-FIX O 1.3	SW/WS 0	1676770010	M-FIX O 3.3	I	1597151653
M-FIX O 1.3	VI/WS 7	1676770007	M-FIX O 3.3	J	1597151655
M-FIX O 1.3	~	1597131752	M-FIX O 3.3	K	1597151657
M-FIX O 1.3	WS/SW 9	1676770009	M-FIX O 3.3	L	1597151659
M-FIX O 2.3	-	1574661740	M-FIX O 3.3	M	1597151661
M-FIX O 2.3	.	1574661748	M-FIX O 3.3	N	1597151663
M-FIX O 2.3	/	1574661742	M-FIX O 3.3	O	1597151665
M-FIX O 2.3	:	1574661750	M-FIX O 3.3	P	1597151667
M-FIX O 2.3	+	1574661738	M-FIX O 3.3	Q	1597151669
M-FIX O 2.3	=	1574661751	M-FIX O 3.3	R	1597151671
M-FIX O 2.3	0	1574661502	M-FIX O 3.3	S	1597151673
M-FIX O 2.3	1	1574661505	M-FIX O 3.3	T	1597151676
M-FIX O 2.3	2	1574661508	M-FIX O 3.3	U	1597151679
M-FIX O 2.3	3	1574661511	M-FIX O 3.3	V	1597151681
M-FIX O 2.3	4	1574661514	M-FIX O 3.3	W	1597151683
M-FIX O 2.3	5	1574661517	M-FIX O 3.3	X	1597151687
M-FIX O 2.3	6	1574661520	M-FIX O 3.3	Y	1597151696
M-FIX O 2.3	7	1574661523	M-FIX O 3.3	Z	1597151698
M-FIX O 2.3	8	1574661526	M-FIX O 3.3	BLWS -	1676790012
M-FIX O 2.3	9	1574661529	M-FIX O 3.3	BLWS 6	1676790006
M-FIX O 2.3	A	1574661637	M-FIX O 3.3	BRWS 1	1676790001
M-FIX O 2.3	B	1574661639	M-FIX O 3.3	h	1597152014
M-FIX O 2.3	BEZ	1574660000	M-FIX O 3.3	GE/SW 4	1676790004
M-FIX O 2.3	C	1574661641	M-FIX O 3.3	GN/WS 5	1676790005
M-FIX O 2.3	D	1574661643	M-FIX O 3.3	GR/SW 8	1676790008
M-FIX O 2.3	E	1574661645	M-FIX O 3.3	COLOUR CODE	1676790000
M-FIX O 2.3	g	1574661744	M-FIX O 3.3	NEUTRAL	1597140000
M-FIX O 2.3	h	1574662014	M-FIX O 3.3	OR/SW 3	1676790003
M-FIX O 2.3	F	1574661647	M-FIX O 3.3	RT/WS +	1676790011
M-FIX O 2.3	G	1574661649	M-FIX O 3.3	RT/WS 2	1676790002
M-FIX O 2.3	H	1574661651	M-FIX O 3.3	SPECIAL PRINT	1759740000
M-FIX O 2.3	I	1574661653	M-FIX O 3.3	SW/WS 0	1676790010
M-FIX O 2.3	J	1574661655	M-FIX O 3.3	VI/WS 7	1676790007
M-FIX O 2.3	K	1574661657	M-FIX O 3.3	~	1597151752



Type	Print	Order no.
MarkOn Roll	+	1685811198
MarkOn Roll	-	1685811199
MarkOn Roll	/	1685811189
MarkOn Roll	0	1685811000
MarkOn Roll	1	1685810001
MarkOn Roll	2	1685810002
MarkOn Roll	3	1685810003
MarkOn Roll	4	1685810004
MarkOn Roll	5	1685810005
MarkOn Roll	6	1685810006
MarkOn Roll	7	1685810007
MarkOn Roll	8	1685810008
MarkOn Roll	9	1685810009
MarkOn Roll	A	1685811021
MarkOn Roll	B	1685811022
MarkOn Roll	C	1685811023
MarkOn Roll	D	1685811024
MarkOn Roll	E	1685811025
MarkOn Roll	g	1685811202
MarkOn Roll	F	1685811026
MarkOn Roll	G	1685811027
MarkOn Roll	H	1685811028
MarkOn Roll	I	1685811029
MarkOn Roll	J	1685811030
MarkOn Roll	K	1685811031
MarkOn Roll	L	1685811032
MarkOn Roll	L1	1685811075
MarkOn Roll	L2	1685811076
MarkOn Roll	L3	1685811077
MarkOn Roll	M	1685811033
MarkOn Roll	N	1685811034
MarkOn Roll	Neutral	1685812000
MarkOn Roll	0	1685811035
MarkOn Roll	P	1685811036
MarkOn Roll	PE	1685811187
MarkOn Roll	PEN	1685811188
MarkOn Roll	Q	1685811037
MarkOn Roll	R	1685811038
MarkOn Roll	S	1685811039
MarkOn Roll	T	1685811040
MarkOn Roll	U	1685811041
MarkOn Roll	V	1685811042
MarkOn Roll	VARIANTS	1685810000
MarkOn Roll	W	1685811043
MarkOn Roll	X	1685811044
MarkOn Roll	Y	1685811045
MarkOn Roll	Z	1685811046
MarkOn Roll	SORTED/ 0-9	1685890000







Type	Order no.	EAN-no.	Page	Type	Order no.	EAN-no.	Page	
DEK 8 customer spec. print	1326690000	4008190004217	11	<b>K</b>				
DEK 8 customer spec. print white	1326660000	4008190085773	11					
DEK 8 neutral black	1277091694	4032248048069	11		KSW 2,5 10/9	1676710001	4008190458430	53
DEK 8 neutral blue	1277091693	4008190944599	11		KSW 2,5 10/9	1676710011	4008190462888	53
DEK 8 neutral brown	1277091692	4008190944582	11		KSW 2,5 10/9	1676710021	4008190462895	53
DEK 8 neutral green	1277091688	4008190944544	11		KSW 2,5 16/3,5	1652260001	4008190425418	53
DEK 8 neutral grey	1277091691	4032248048052	11		KSW 2,5 16/5.08	1713970001	4008190332082	53
DEK 8 neutral orange	1277091690	4008190944568	11		KSW 2,5 24/3,5	1652250001	4008190402129	53
DEK 8 neutral red	1277091686	4032248048045	11		KSW 2,5 24/3,5	1652250025	4008190425395	53
DEK 8 neutral violett	1277091689	4008190944551	11		KSW 2,5 24/5	1713980001	4008190332105	53
DEK 8 neutral white	1277060000	4008190088705	11		KSW 2,5 24/5.08	1713990001	4008190332129	53
DEK 8 neutral yellow	1277091687	4008190944537	11		KSW 2,5 8/5	1700660001	4008190898304	53
DEK5/3.5 Indivi. print MultiCard white	1767730000	4032248102532	11		KSW 2,5 < 50 mm	1629960000	4008190202873	53
DEK5/3.5 neutral MultiCard white	1755270000	4032248017348	11		KSW 2,5 10/5.08	1630020001	4008190223694	53
Desk-Top Plotter IP-220 special	1674810000	4008190444716	61		KSW 2,5 10/5.08	1630020011	4008190220198	53
Desk-Top Plotter IP-220 standard	1674820000	4008190444723	61		KSW 2,5 10/7.5	1630030001	4008190224646	53
					KSW 2,5 10/7.5	1630030101	4008190214876	53
					KSW 2,5 10/7.5	1630030201	4008190255473	53
					KSW 2,5 10/7.5	1630030301	4008190251932	53
					KSW 2,5 10/7.5	1630030401	4008190251154	53
				KSW 2,5 15/5.08	1630050001	4008190219796	53	
				KSW 2,5 15/5.08	1630050151	4008190230425	53	
				KSW 2,5 15/5.08	1630050301	4008190255534	53	
				KSW 2,5 15/5.08	1630060001	4008190213466	53	
				KSW 2,5 16/5	1630070001	4008190226305	53	
				KSW 2,5 20/5	1630080001	4008190241933	53	
				KSW 2,5 20/5	1630080021	4008190203016	53	
				KSW 2,5 20/5	1630080041	4008190250744	53	
				KSW 2,5 20/5	1630080061	4008190217327	53	
				KSW 2,5 4/10.16	1630090001	4008190245061	53	
				KSW 2,5 8/5.08	1630100001	4008190228958	53	
				KSW 2,5 8/5.08	1630100005	4008190235017	53	
				KSW 2,5 8/5.08	1630100009	4008190217532	53	
				KSW 2,5 8/5.08	1630101021	4008190209872	53	
				KSW 2,5 < 100 mm	1629920000	4008190202828	53	
				KSW 2,5 < 100 mm	1629980000	4008190202897	53	
				KSW 2,5 < 150 mm	1629940000	4008190202842	53	
				KSW 2,5 < 150 mm	1630000000	4008190202910	53	
				KSW 2,5 < 50 mm	1629900000	4008190203535	53	
				KSW 4 10/5.08	1705820001	4008190914851	53	
				KSW 4 10/5.08	1705820011	4008190914868	53	
				KSW 4 10/5.08	1705820021	4008190914875	53	
				KSW 4 10/5.08	1705820031	4008190914882	53	
				KSW 4 10/5.08	1705820041	4008190914899	53	
				KSW 4 10/5.08	1705820051	4008190914905	53	
				KSW 4 10/5.08	1705820061	4008190914912	53	
				KSW 4 10/5.08	1705820071	4008190914929	53	
				KSW 4 10/5.08	1705820081	4008190914936	53	
				KSW 4 10/5.08	1705820091	4008190914943	53	
				KSW 4 10/7.00	1714070001	4008190332365	53	
				KSW 4 10/9.0	1714080001	4008190332389	53	
				KSW 4 12/5	1630130001	4008190203092	53	
				KSW 4 12/5	1630130013	4008190262778	53	
				KSW 4 12/7.5	1630140001	4008190227609	53	
				KSW 4 12/7.5	1630140013	4008190263614	53	
				KSW 4 12/7.5	1630140025	4008190223595	53	
				KSW 4 12/7.5	1630140037	4008190219987	53	
				KSW 4 12/7.5	1630140049	4008190256722	53	
				KSW 4 12/7.62	1652270001	4008190425432	53	
				KSW 4 12/7.62	1652270013	4008190425449	53	
				KSW 4 16/3,5	1630150001	4008190214555	53	
				KSW 4 16/3,5	1630150014		53	
				KSW 4 16/5.00	1700700001	4008190898380	53	
				KSW 4 16/5.08	1630160001	4015082241216	53	
				KSW 4 16/5.08	1630160017	4008190291068	53	
				KSW 4 16/5.08	1630160033	4008190291075	53	
				KSW 4 16/5.08	1630160049	4008190252106	53	
				KSW 4 16/5.08	1630160065	4008190226527	53	
				KSW 4 16/5.08	1630160081	4008190217730	53	
				KSW 4 18/5	1630170001	4008190229726	53	
				KSW 4 18/55.08	1720530001	4008190360719	53	
				KSW 4 18/7.62	1700680001	4008190898342	53	
				KSW 4 2/7.00	1714000001	4008190332143	53	
				KSW 4 24/3,5	1640410001	4008190286910	53	
				KSW 4 24/5.00	1700710001	4008190898403	53	
				KSW 4 24/5.08	1630180001	4008190225490	53	
				KSW 4 3/7.00	1714010001	4008190332167	53	
				KSW 4 4/7.00	1714020001	4008190332181	53	
				KSW 4 5/7.00	1670780001	4008190432218	53	
				KSW 4 6/7.00	1714030001	4008190332204	53	
				KSW 4 7/7.00	1714040001	4008190332228	53	
				KSW 4 8/3,5	1630190001	4008190240240	53	
				KSW 4 8/5.00	1700670001	4008190898328	53	
				KSW 4 8/5.08	1630200001	4008190246266	53	
				KSW 4 8/5.08	1630200009	4008190330149	53	
				KSW 4 8/5.08	1630200017	4008190330156	53	
				KSW 4 8/5.08	1630200025	4008190255367	53	
				KSW 4 8/5.08	1630200033	4008190239367	53	
				KSW 4 8/5.08	1630200041	4008190214821	53	
				KSW 4 8/7.00	1714050001	4008190332242	53	
				KSW 4 8/7.5	1700690001	4008190898366	53	
				KSW 4 9/7.00	1714060001	4008190332341	53	
				KSW 4 < 100 mm neutral	1629990000	4008190202903	53	
				KSW 4 < 100 mm special print	1629930000	4008190202835	53	





Type	Order no.	EAN-no.	Page	Type	Order no.	EAN-no.	Page
PKS 10 F	1712501647	4008190947330	32	SCT 4.6/266	1699900000	4008190892340	69
PKS 10 g	1712501053	4032248149377	32	SCT 4.6/360	1699910000	4008190892357	69
PKS 10 G	1712501649	4008190947347	32	SCT 4.6/520	1699920000	4008190892364	69
PKS 10 H	1712501651	4008190947354	32	SCT 4.6/679	1699930000	4008190892371	69
PKS 10 I	1712501653	4008190947361	32	SCT 4.6/838	1699940000	4008190892388	69
PKS 10 J	1712501655	4008190947378	32	Service pack (black)	1707350001	4008190925314	51
PKS 10 K	1712501657	4008190947385	32	Service pack (black)	1707350002	4008190925321	51
PKS 10 L	1712501659	4008190947392	32	Service pack (black)	1707350003	4008190925338	51
PKS 10 M	1712501661	4008190947408	32	Service pack (blue/white)	1707350004	4008190925345	51
PKS 10 N	1712501663	4008190947415	32	Service pack (yellow/green striped)	1707350005	4008190925352	51
PKS 10 NEUTRAL	1712502000	4032248052844	32	Service pack (yellow/green striped)	1707350006	4008190925369	51
PKS 10 P	1712501667	4008190947439	32	Service-Pack PA1/3 0 - 9	6479000000	4008190164249	31
PKS 10 Q	1712501669	4008190947446	32	SF 0/12 neutral	172405....		25
PKS 10 R	1712501671	4008190947453	32	SF 0/12 printed	1724060000	4008190368272	25
PKS 10 S	1712501673	4008190947460	32	SF 0/21 neutral	174085....		25
PKS 10 Service pack 0-9	1771900000	4032248127054	32	SF 0/21 printed	1740900000	4008190962258	25
PKS 10 Service pack A-Ö	1771910000	4032248127061	32	SF 00/12 neutral	174083....		25
PKS 10 T	1712501676	4008190947477	32	SF 00/12 printed	1740880000	4008190962227	25
PKS 10 tags	171250....		32	SF 00/21 neutral	174084....		25
PKS 10 U	1712501679	4008190947484	32	SF 00/21 printed	1740890000	4008190962234	25
PKS 10 V	1712501681	4008190947491	32	SF 1/12 neutral	171132....		25
PKS 10 Variants	1712500000	4008190947170	32	SF 1/12 printed	1711330000	4008190928803	25
PKS 10 W	1712501683	4008190947507	32	SF 1/21 neutral	169609....		25
PKS 10 X	1712501687	4008190947514	32	SF 10 0... 9 printed	3324000000	4008190105402	15
PKS 10 Y	1712501696	4008190947521	32	SF 10 1...10 printed	3315000001	4008190055233	15
PKS 10 Z	1712501698	4008190947538	32	SF 10 11... 20 printed	3315000011	4008190067007	15
PKS holder 109 mm	1774530000	4032248149322	32	SF 2/12 neutral	171135....		25
PKS holder 128 mm	1774490000	4032248149285	32	SF 2/12 printed	1711360000	4008190928865	25
PKS holder 47 mm	1774500000	4032248149292	32	SF 2/21 neutral	169610....		25
PKS holder 65 mm	1774510000	4032248149308	32	SF 2/21 printed	1689420000	4008190880927	25
PKS holder 87 mm	1774520000	4032248149315	32	SF 3/12 neutral	171137....		25
PKS Service Pack 0-9	1771900000	4032248127054	32	SF 3/12 printed	1711380000	4008190928926	25
PKS Service Pack A-Ö	1771910000	4032248127061	32	SF 3/21 neutral	169611....		25
PKS-Tool Automatic	1774470000	4032248149261	33	SF 3/21 printed	1689440000	4008190880934	25
PKS-Tool manual	1774480000	4032248149278	33	SF 4.5/21 neutral	174086....		25
Plotter pen 0.18	1768570000	4032248110926	62	SF 4.5/21 printed	1740910000	4008190962265	25
Plotter pen 0.25	1768540000	4032248110797	62	SF 4/12 neutral	174349....		25
Plotter pen 0.35	1768550000	4032248110803	62	SF 4/12 printed	1748920000	4008190994396	25
Plotter pen 0.5	1768560000	4032248110919	62	SF 4/21 neutral	169612....		25
Plotter adapter (without nib)	1684480000	4008190476281	62	SF 4/21 printed	1689460000	4008190880941	25
Plotter adapter STI-S for Plotter IP 220	1762440000	4032248044504	15	SF 5/12 neutral	174350....		25
Plotter pen BTS 0.25mm	1603360000	4008190029128	62	SF 5/12 printed	1748930000	4008190994402	25
Plotter pen BTS 0.35mm	1603370000	4008190034542	62	SF 5/21 printed	1689480000	4008190880958	25
Plotter pen BTS 0.50mm	1603380000	4008190003685	62	SF 5/21neutral	169613....		25
PM 10/33	1763270000	4032248050239	35	SF 6/21 neutral	174087....		25
PM 20/33	1763280000	4032248050246	35	SF 6/21 printed	1740920000	4008190962272	25
PM 20/66	1763390000	4032248050840	35	SF-Tool	1770080000	4032248117475	25
PrintJet with M-Print	1797410000	4032248238347	60	SF-Tool 1	1782970000	4032248180035	25
PrintJet without M-Print	1798250000	4032248241828	60	SF-Tool 2 - 3	1782960000	4032248180028	25
Print kit	1686920000	4008190498047	62	SF-Tool 4 - 5	1782980000	4032248180042	25
PT Slim 02-12	1764060000	4032248052448	34	SF1/21 printed	1689400000	4008190880910	25
PT Slim 02-15	1764070000	4032248052455	34	SFC 1/12 neutral blue	1747320002	4008190995485	26
PT Slim 02-18	1764140000	4032248052851	34	SFC 1/12 neutral red	1747320003	4008190995492	26
PT Slim 02-20	1764150000	4032248052868	34	SFC 1/12 neutral white	1747320001	4008190995478	26
PT Slim 1-12	1764190000	4032248053254	34	SFC 1/12 neutral yellow	1747320004	4008190995508	26
PT Slim 1-15	1764200000	4032248053261	34	SFC 1/12 printed blue	1752720002		26
PT Slim 1-18	1764210000	4032248053278	34	SFC 1/12 printed red	1752720003		26
PT Slim 1-20	1764220000	4032248053285	34	SFC 1/12 printed white	1752720001		26
PT Slim 2-12	1764230000	4032248053292	34	SFC 1/12 printed yellow	1752720004		26
PT Slim 2-15	1764240000	4032248053308	34	SFC 1/21 neutral blue	1779080002	4032248164011	26
PT Slim 2-18	1764250000	4032248053315	34	SFC 1/21 neutral red	1779080003	4032248164028	26
PT Slim 2-20	1764260000	4032248053322	34	SFC 1/21 neutral white	1779080001	4032248163878	26
PT Slim 3-12	1764270000	4032248053339	34	SFC 1/21 neutral yellow	1779080004	4032248164035	26
PT Slim 3-15	1764280000	4032248053346	34	SFC 1/21customer specific print	1779090000	4032248163885	26
PT Slim 3-18	1764290000	4032248053353	34	SFC 1/30 customer specific print	1805750000	4032248273485	26
PT Slim 3-20	1764300000	4032248053360	34	SFC 1/30 neutral blue	1805720000	4032248273454	26
PUJ 3	055920....		30	SFC 1/30 neutral red	1805740000	4032248273478	26
PUJ 4	055930....		30	SFC 1/30 neutral white	1805760000	4032248273492	26
PUJ 5	064830....		30	SFC 1/30 neutral yellow	1805730000	4032248273461	26
				SFC 2/12 neutral blue	1758320002	4032248019434	26
				SFC 2/12 neutral red	1758320003	4032248019441	26
				SFC 2/12 neutral white	1758320001	4032248019427	26
<b>R</b>				SFC 2/12 neutral yellow	1758320004	4032248019458	26
Ribbon black	1784820000	4032248191901	63	SFC 2/12 printed blue	1763480002		26
RT 1	1296000000	4008190029944	68	SFC 2/12 printed red	1763480003		26
				SFC 2/12 printed white	1763480001		26
				SFC 2/12 printed yellow	1763480004		26
				SFC 2/21 customer specific print	1805800000	4032248273539	26
<b>S</b>				SFC 2/21 neutral blue	1805770000	4032248273508	26
Sample pack 1	1804420000	4032248265312	72	SFC 2/21 neutral red	1805790000	4032248273522	26
Sample pack equipment marker	1646370000	4008190285883	42	SFC 2/21 neutral white	1805810000	4032248273546	26
SchS3K sw self-adhesive	1753480000	4032248014347	44	SFC 2/21 neutral yellow	1805780000	4032248273515	26
SchS4K grey self-adhesive	1753460000	4032248014323	44	SFC 2/30 customer specific print	1805860000	4032248273591	26
SchT 1	0242660000	4008190062217	19	SFC 2/30 neutral blue	1805820000	4032248273553	26
SchT 14/6	1269060000	4008190051396	20	SFC 2/30 neutral red	1805850000	4032248273584	26
SchT 3	0245560000	4008190171247	19	SFC 2/30 neutral white	1805870000	4032248273607	26
SchT 5	0292460000	4008190105440	19	SFC 2/30 neutral yellow	1805830000	4032248273560	26
SchT 5 S	1631930000	4008190206680	19	SFX 10/23 printed	172775....		25
SchT 7	5179600000	4008190001742	20	SFX 10/23 printed	1727760000	4008190382346	25
SchT 7/2 for circuit boards	1359360000	4008190069278	20	SFX 14/23 printed	171366....		25
SchT 8	6867600000	4008190180003	20	SFX 14/23 printed	1713670000	4008190331030	25
SchT 9/4	1278460000	4008190086930	20	SFX 9/24 printed	1689500000	4008190880965	25
SCT 4.6/127	1699800000	4008190892241	69	SFX 9/24 printed	169614....		25
SCT 4.6/201	1699810000	4008190892258	69	SFX 9/24 printed	169614....		25
SCT 4.6/266	1699900000	4008190892340	33	SG 10 + identically	0332501198	4008190027988	15

Type	Order no.	EAN-no.	Page	Type	Order no.	EAN-no.	Page
SG 10 - identically	0332501199	4008190115753	15	Symbol pack 14/14	1685690001	4008190490256	51
SG 10 .	0332501204	4008190027148	15	Symbol pack 14/14	1685690002	4008190490263	51
SG 10 / identically	0332501201	4008190133184	15				
SG 10 0 identically	0332501000	4008190093419	15				
SG 10 1 identically	0332500001	4008190158996	15	<b>T</b>			
SG 10 2 identically	0332500002	4008190156374	15	T 3 white for 3 tags S 10	0383000000	4008190015169	18
SG 10 3 identically	0332500003	4008190117528	15	T 4 white for 4 tags S 10	0332100000	4008190024437	18
SG 10 4 identically	0332500004	4008190076870	15	T 5 white for 5 tags S 10	0348500000	4008190093273	18
SG 10 5 identically	0332500005	4008190156060	15	T 6 white for 6 tags S 10	0332200000	4008190072155	18
SG 10 6 identically	0332500006	4008190007539	15	TabPack 14/9	1686110000	4008190492410	48
SG 10 7 identically	0332500007	4008190013189	15	TabPack 15/6	1686120000	4008190492427	48
SG 10 8 identically	0332500008	4008190018337	15	TabPack 19/11	1686130000	4008190492434	48
SG 10 9 identically	0332500009	4008190142131	15	TabPack 21/8	1686140000	4008190492441	48
SG 10 print A	0332501021	4008190053260	15	TabPack 38/11	1686150000	4008190492458	48
SG 10 print B	0332501022	4008190095840	15	TBS 1	0367560000		18
SG 10 print C	0332501023	4008190101404	15	Test installation/ IP220	1546800000		62
SG 10 print D	0332501024	4008190070137	15	THC-sample pack	1790450000	4032248215577	47
SG 10 print E	0332501025	4008190038540	15	Thermocard printer	1774070000	4032248147526	63
SG 10 print F	0332501026	4008190126070	15	THM Pro printer	1785240000	4032248197064	64
SG 10 print G	0332501027	4008190175504	15	THM MT300 20/8	175324....		38
SG 10 print H	0332501028	4008190035105	15	THM MT30X 101/48 SI	1751820001	4032248001699	50
SG 10 print I	0332501029	4008190013004	15	THM MT30X 101/74 SI	1762960001	4032248220410	50
SG 10 print J	0332501030	4008190134600	15	THM MT30X 15/6 GE	1753231687	4032248008414	50
SG 10 print K	0332501031	4008190073688	15	THM MT30X 15/6 SI	1753230001	4032248008377	50
SG 10 print L	0332501032	4008190131715	15	THM MT30X 15/6 WS	1753231044	4032248008407	50
SG 10 print M	0332501033	4008190153229	15	THM MT30X 18/6 GE	1753271687	4032248008667	50
SG 10 print N	0332501034	4008190173135	15	THM MT30X 18/6 SI	1753270001	4032248008629	50
SG 10 print O	0332501035	4008190126076	15	THM MT30X 18/6 WS	1753271044	4032248008650	50
SG 10 print P	0332501036	4008190034122	15	THM MT30X 18/9 GE	1753251687	4032248008544	50
SG 10 print Q	0332501037	4008190136628	15	THM MT30X 18/9 SI	1753250001	4032248008490	50
SG 10 print R	0332501038	4008190165734	15	THM MT30X 18/9 WS	1753251044	4032248008537	50
SG 10 print S	0332501039	4008190159702	15	THM MT30X 20/8 GE	1753241687	4032248008476	50
SG 10 print T	0332501040	4008190101947	15	THM MT30X 20/8 SI	1753240001	4032248008438	50
SG 10 print U	0332501041	4008190021252	15	THM MT30X 20/8 WS	1753241044	4032248008469	50
SG 10 print V	0332501042	4008190095185	15	THM MT30X 25/12 GE	1751751687	4032248001378	50
SG 10 print W	0332501043	4008190132286	15	THM MT30X 25/12 SI	1751750001	4032248001385	50
SG 10 print X	0332501044	4008190167950	15	THM MT30X 25/12 WS	1751751044	4032248001361	50
SG 10 print Y	0332501045	4008190133108	15	THM MT30X 26,5/17,5 SI	1770090000	4032248117628	50
SG 10 print Z	0332501046	4008190060923	15	THM MT30X 26/10 GE	1751761687	4032248001439	50
SK 12	0335900000	4008190066259	15	THM MT30X 26/10 SI	1751760001	4032248001446	50
SK 14/6, protective cover	1306600000	4008190092818	20	THM MT30X 26/10 WS	1751761044	4032248001422	50
SK 8, transparent label top	0686800000	4008190092962	20	THM MT30X 30/20 GE	1753261687	4032248008605	50
SK12 w. PA1/3 print 0 - 9	0336000000	4008190189549	31	THM MT30X 30/20 SI	1753260001	4032248008568	50
SlimFix SF00, SF0, SF1 and SF2	1697850000	4008190882891	62	THM MT30X 30/20 WS	1753261044	4032248008599	50
SlimFix SF3 and SF4, SF4,5	1697860000	4008190882907	62	THM MT30X 32/9 GE	1751771687	4032248001491	50
SlimFix SF5 and SFX	1697870000	4008190882914	62	THM MT30X 32/9 SI	1751770001	4032248001507	50
SlimFix SF contour to choose	1697880000	4008190882921	62	THM MT30X 32/9 WS	1751771044	4032248001484	50
SM -H 27/18 Holder black	1716630000	4008190343194	45	THM MT30X 38/19 GE	1751801687	4032248001552	50
SM 27/12,5 K special print silver MC	1713730000	4008190331146	45	THM MT30X 38/19 SI	1751800001	4032248001569	50
SM 27/12,5 K special print white MC	1699890000	4008190892333	45	THM MT30X 38/19 WS	1751801044	4032248001545	50
SM 27/12,5 special print silver MC	1713710000	4008190331122	45	THM MT30X 45/23 GE	1751811687	4032248001613	50
SM 27/12,5 special print white MC	1699850000	4008190892296	45	THM MT30X 45/23 SI	1751810001	4032248001620	50
SM 27/12,5 Tag silver	1713700000	4008190331115	45	THM MT30X 45/23 WS	1751811044	4032248001606	50
SM 27/12,5 Tag white	1699840000	4008190892289	45	THM MT30X 65/35 GE	1751831687	4032248001743	50
SM 27/12,5K Tag silver	1713720000	4008190331139	45	THM MT30X 65/35 WS	1751831044	4032248001736	50
SM 27/12,5K Tag white	1699880000	4008190892326	45	THM printer Pro	1785240000	4032248197064	50
SM 27/18 K special print silver MC	1713770000	4008190331184	45	THM Pro premium (Foile)	1786760000	4032248203857	50
SM 27/18 K special print white MC	1707280000	4008190925123	45	THM WriteOn 140/25 ws	1751561044	4032248001040	41
SM 27/18 special print silver MC	1713750000	4008190331160	45	THM WriteOn 34/18 ge	1774390000	4032248148578	41
SM 27/18 special print white MC	1699890000	4008190892333	45	THM WriteOn 34/18 ws	1774380000	4032248148561	41
SM 27/18 Tag silver	1713740000	4008190331153	45	THM WriteOn 76/25 ge	1774340000	4032248148523	41
SM 27/18 Tag white	1699860000	4008190892302	45	THM WriteOn 76/25 ws	1774350000	4032248148530	41
SM 27/18K Tag silver	1713760000	4008190331177	45	THM WriteOn 93/36 ge	1774410000	4032248148592	41
SM 27/18K Tag white	1707270000	4008190925116	45	THM WriteOn 93/36 ws	1774400000	4032248148585	41
SM 27/27 K neutr. silver MC	1782990000	4032248180059	45	TM 0/12 HF	1719760000	4008190353117	35
SM 27/27 K neutral white MC	1783000000	4032248180066	45	TM 0/18 HF	1719770000	4008190353124	35
SM 27/27 neutr. silver MC	1773230000	4032248139422	45	TM 1/12 HF	1719780000	4008190353131	35
SM 27/27 neutral white MC	1773220000	4032248139415	45	TM 1/18 HF	1719790000	4008190353148	35
SM 27/27 special print silver MC	1773250000	4032248139446	45	TM 2/12 HF	1719800000	4008190353155	35
SM 27/27 special print white MC	1773240000	4032248139439	45	TM 2/18 HF	1719810000	4008190353162	35
SM 27/8 special print silver MC	1713690000	4008190331108	45	TM 201/12	1798640000	4032248243365	34
SM 27/8 special print white MC	1699830000	4008190892272	45	TM 201/15	1798620000	4032248243358	34
SM 27/8 Tag silver	1713680000	4008190331092	45	TM 201/18	1798600000	4032248243341	34
SM 27/8 Tag white	1699820000	4008190892265	45	TM 201/20	1798580000	4032248243334	34
SM 27/8K Tag silver	1771930000	4032248127085	45	TM 202/12	1798560000	4032248243310	34
SM-H 27/12.5 Holder black	1716640000	4008190343200	45	TM 202/15	1798540000	4032248243204	34
SM-H 27/27 Holder black	1782710000	4032248179084	45	TM 202/18	1798530000	4032248243198	34
SM-H 27/8 Holder black	1716650000	4008190343217	45	TM 202/20	1798520000	4032248243181	34
Snapmark I	1805880000	4032248273614	18	TM 203/12	1798510000	4032248243167	34
SO 10 neutral	0332300000	4008190012106	15	TM 203/15	1798490000	4032248243150	34
Spare blade	1681700000	4008190472375	62	TM 203/18	1798480000	4032248243136	34
Special toner	1770070000	4032248117468	59	TM 203/20	1798470000	4032248243129	34
SpeedMarking-Laser	1767090000	4032248112906	59	TM 204/12	1806180000	4032248275694	34
SRK Cardboard for narrow rolls	1747400000	4008190990688	31	TM 204/15	1806240000	4032248275755	34
STI-S	0508401694	4008190017026	15	TM 204/18	1806300000	4032248275816	34
STR 15 for ZGB 15	1636520000	4008190287498	21	TM 204/20	1806360000	4032248275878	34
STR 5 Protective strip, transp.	0294000000	4008190099497	19	TM 205/12	1806190000	4032248275700	34
STR 5 S Protective strip, transp.	1631940000	4008190206697	19	TM 205/15	1806250000	4032248275762	34
STR 7 Protective strip, transp.	0515300000	4008190182175	20	TM 205/18	1806310000	4032248275823	34
STR SchS1 for 500 mm Protective strip	0139200000	4008190159290	44	TM 205/20	1806370000	4032248275885	34
Symbol pack	1741100000	4008190964320	51	TM 206/12	1806200000	4032248275717	34
Symbol pack	1741090000	4008190964313	51	TM 206/15	1806260000	4032248275779	34
Symbol pack	1741110000	4008190964337	51	TM 206/18	1806320000	4032248275830	34
Symbol pack 9/19	1685700000	4008190490287	51	TM 206/20	1806380000	4032248275892	34



Type	Order no.	EAN-no.	Page	Type	Order no.	EAN-no.	Page	
TM 207/12	1806210000	4032248275724	34	<b>X</b>				
TM 207/15	1806270000	4032248275786	34					
TM 207/18	1806330000	4032248275847	34		X-Card 4/12	1782660000	37	
TM 207/20	1806390000	4032248275908	34		X-Card 4/12	1782670000	37	
TM 208/12	1806220000	4032248275731	34		X-Card 4/15	1782640000	37	
TM 208/15	1806280000	4032248275793	34		X-Card 4/15	1782650000	37	
TM 208/18	1806340000	4032248275854	34		X-Card 4/18	1782620000	37	
TM 208/20	1806400000	4032248275915	34		X-Card 4/18	1782630000	37	
TM 209/12	1806230000	4032248275748	34		X-Card 4/21	1774080000	37	
TM 209/15	1806290000	4032248275809	34		X-Card 4/21	1782610000	37	
TM 209/18	1806350000	4032248275861	34					
TM 209/20	1806410000	4032248275922	34		<b>Z</b>			
TM 3/12 HF	1719820000	4008190353179	35					
TM 3/18 HF	1719830000	4008190353186	35			ZGB 15	1636530000	21
TM 4/12 HF	1719840000	4008190353193	35	ZGB 30		1611930000	21	
TM 4/18 HF	1719850000	4008190353209	35	ZGB 30/3,5		1778290000	21	
TM 5/12 HF	1719860000	4008190353216	35	ZS 10/5 Individual print		1610010000	14	
TM 5/18 HF	1719870000	4008190353223	35	ZS 10/5 Neutral		1610000000	14	
TM 6/12 HF	1719880000	4008190353230	35	ZS 12/6 Individual print		1610030000	14	
TM 6/18 HF	1719890000	4008190353247	35	ZS 12/6 Neutral		1610020000	14	
TM-I 12 neutral	171841....		36	ZS 15/5 Individual print		1646640000	14	
TM-I 12 printed, dif. colour	1718420000	4008190348991	36	ZS 15/5 Neutral		1646630000	14	
TM-I 15 neutral	160998....		36					
TM-I 15 printed, dif. colour	1609990000	4008190487980	36					
TM-I 18 neutral	171843....		36					
TM-I 18 printed, dif. colour	1718440000	4008190349035	36					
TM-I 20 neutral	168041....		36					
TM-I 20 printed, dif. colour	1680420000	4008190487966	36					
TMX	1748820000	4008190993870	35					

## W

WAD 12 lightning flash	1055960000	4008190154080	21
WAD 12 neutral	1056260000	4008190083205	21
WAD 27 lightning flash	1062860000	4008190127732	21
WAD 27 neutral	1062960000	4008190148225	21
WAD 5 lightning flash	1053460000	4008190102586	21
WAD 5 neutral	1056060000	4008190048099	21
WAD 8 lightning flash	1053560000	4008190085537	21
WAD 8 neutral	1056160000	4008190024888	21
WGB 5	1050760000	4008190072865	21
WGB 8	1050960000	4008190076986	21
WKM 18/43	1610700000	4008190204488	38
WKM 8/20	1753490000	4032248010615	38
WKM 8/30	1631910000	4008190206666	38
WKS 11/27 neutral	167509....		37
WKS 11/27 printed	1675100000		37
WKS 11/54 neutral	164646....		37
WKS 11/54 print, coloured	1646470000		37
WriteOn TP 150/25 ge	1689891687		40
WriteOn TP 150/25 ws	1689891044		40
WriteOn TP 75/25 ge	1689881687		40
WriteOn TP 75/25 ws	1689881044		40
WS 10/3,5 Neutral	1670290000		13
WS 10/5 Card Individ. print	1773370000		13
WS 10/5 MC Individ. print	1635010000		13
WS 10/5 MC Middle Individ. print	1792010000		13
WS 10/5 MC Middle Neutral	1792000000		13
WS 10/5 MC Neutral	1635000000		13
WS 10/5 Neutral	1060960000		13
WS 10/6 Plotter print	1447260000		13
WS 10/6.5 Plotter print	1568910000		13
WS 12/3,5 MC Individ. print	1778280000		13
WS 12/3,5 Neutral	1778270000		13
WS 12/5 MC Individ. print	1609870000		13
WS 12/5 Card Individ. print	1773380000		13
WS 12/5 FSZ 1 - 10 Standardprint	1773430001		13
WS 12/5 FSZ 11 - 20 Standardprint	1773430011		13
WS 12/5 FSZ 21 - 30 Standardprint	1773430021		13
WS 12/5 FSZ 31 - 40 Standardprint	1773430031		13
WS 12/5 FSZ 41 - 50 Standardprint	1773430041		13
WS 12/5 FWZ 1 - 10 Standardprint	1773330001		13
WS 12/5 FWZ 11 - 20 Standardprint	1773330011		13
WS 12/5 FWZ 21 - 30 Standardprint	1773330021		13
WS 12/5 FWZ 31 - 40 Standardprint	1773330031		13
WS 12/5 FWZ 41 - 50 Standardprint	1773330041		13
WS 12/5 Neutral	1568920000		13
WS 12/5 Neutral	1609860000		13
WS 12/6 MC Individ. print	1609910000		13
WS 12/6 Neutral	1609900000		13
WS 12/6,5 MC Individ. print	1609930000		13
WS 12/6.5 Neutral	1609920000		13
WS 14/5 Neutral	1768090000		13
WS 15/5 Individ. print	1609890000		13
WS 15/5 Neutral	1609880000		13
WS 8/5 Individ. print	1640750000		13
WS 8/5 card Individ. print	1773360000		13
WS 8/5 MC Neutral	1640740000		13
WT 4	1341060000		19
WT 5	1579330000		19
WT 6	1058960000		19

Order no.	EAN-no.	Type	Page	Order no.	EAN-no.	Type	Page
<b>0130000000</b>				0332501204	4008190027148	SG 10	15
0138900000	4008190009168	Mounting bar SchS1 for ESO	44	0335900000	4008190006259	SK 12	15
0139000000	4008190047252	ESO SchS1 for 500 x 12,5 insert tag	44	0336000000	4008190189549	SK12 w. PA1/3 print 0 - 9	31
0139200000	4008190159290	STR SchS1 for 500 mm Protective strip	44	0337400000		Mounting bar SchS2	44
<b>0170000000</b>				<b>0340000000</b>			
017110....		PA1/3 roll	29	0348500000	4008190093273	T 5 white for 5 tags S 10	18
017111....		PA1/3 Multipack	29	<b>0380000000</b>			
017130....		PA2/4 narrow roll	29	0383000000	4008190015169	T 3 white for 3 tags S 10	18
<b>0180000000</b>				<b>0460000000</b>			
0189400000	4008190144784	PKH 110	29	0468061044		DEK 6.5 neutral white	11
<b>0210000000</b>				0468091686	4008190160579	DEK 6.5 neutral red	11
021380....		PA02/3 roll	29	0468091687	4008190087890	DEK 6.5 neutral yellow	11
021381....		PA02/3 Multipack	29	0468091688	4008190168148	DEK 6.5 neutral green	11
<b>0240000000</b>				0468091689	4008190058203	DEK 6.5 neutral violett	11
024001....		PA3/6 Multipack	29	0468091690	4008190115708	DEK 6.5 neutral orange	11
0242660000	4008190062217	SchT 1	19	0468091693	4008190144746	DEK 6.5 neutral blue	11
0245560000	4008190171247	SchT 3	19	0468091694	4008190005726	DEK 6.5 neutral black	11
<b>0250000000</b>				0468561044		DEK 6 neutral white	11
025131....		PA2/4 Multipack	29	0468591686	4008190120849	DEK 6 neutral red	11
025140....		PA2/6 roll	29	0468591687	4008190083083	DEK 6 neutral yellow	11
025210....		PA02/3 roll	29	0468591688	4008190163709	DEK 6 neutral green	11
025211....		PA02/3 Multipack	29	0468591689	4008190049584	DEK 6 neutral violett	11
025220....		PA02/6 roll	29	0468591690	4008190111113	DEK 6 neutral orange	11
025260....		PA1/3 roll	29	0468591691	4008190081454	DEK 6 neutral grey	11
025261....		PA1/3 Multipack	29	0468591692	4008190015930	DEK 6 neutral brown	11
025270....		PA1/6 roll	29	0468591693	4008190140243	DEK 6 neutral blue	11
025271....		PA1/6 Multipack	29	0468591694	4008190001087	DEK 6 neutral black	11
025341....		PA3/6 Multipack	29	<b>0470000000</b>			
025351....		PA3/9 Multipack	29	0473361044		DEK 5 neutral white	11
<b>0290000000</b>				0473391686	4008190014025	DEK 5 neutral red	11
0292460000	4008190105440	SchT 5	19	0473391687	4008190131586	DEK 5 neutral yellow	11
0294000000	4008190099497	STR 5 Protective strip, transp.	19	0473391688	4008190057473	DEK 5 neutral green	11
<b>0330000000</b>				0473391689	4008190102494	DEK 5 neutral violett	11
0331500001	4008190055233	SF 10 1...10 printed	15	0473391690	4008190159375	DEK 5 neutral orange	11
0331500011	4008190067007	SF 10 11... 20 printed	15	0473391691	4008190165079	DEK 5 neutral grey	11
0332100000	4008190024437	T 4 white for 4 tags S 10	18	0473391692	4008190100056	DEK 5 neutral brown	11
0332200000	4008190072155	T 6 white for 6 tags S 10	18	0473391693	4008190187415	DEK 5 neutral blue	11
0332300000	4008190012106	SO 10 neutral	15	0473391694	4008190085407	DEK 5 neutral black	11
0332400000	4008190105402	SF 10 0... 9 printed	15	<b>0490000000</b>			
0332500001	4008190158996	SG 10 1 identically	15	0490360000	4008190136079	DEK 6 customer spec. print white	11
0332500002	4008190156374	SG 10 2 identically	15	0490390000	4008190116996	DEK 6 individual print	11
0332500003	4008190117528	SG 10 3 identically	15	0490560000	4008190450267	DEK 6,5 customer spec. print white	11
0332500004	4008190076870	SG 10 4 identically	15	0490590000	4008190004828	DEK 6,5 customer spec. print	11
0332500005	4008190156060	SG 10 5 identically	15	0490760000	4008190450250	DEK 5 customer spec. print white	11
0332500006	4008190007539	SG 10 6 identically	15	0490790000	4008190018504	DEK 5 customer spec. Print	11
0332500007	4008190013189	SG 10 7 identically	15	<b>0500000000</b>			
0332500008	4008190018337	SG 10 8 identically	15	0508401694	4008190017026	Pen STI-S	62
0332500009	4008190142131	SG 10 9 identically	15	<b>0510000000</b>			
0332501000	4008190093419	SG 10 0 identically	15	0515300000	4008190182175	STR 7 Protective strip, tansp.	20
0332501021	4008190053260	SG 10 print A	15	0517960000	4008190001742	SchT 7	20
0332501022	4008190095840	SG 10 print B	15	<b>0520000000</b>			
0332501023	4008190101404	SG 10 print C	15	0524400000	4008190075057	PKH 70	29
0332501024	4008190070137	SG 10 print D	15	<b>0530000000</b>			
0332501025	4008190038540	SG 10 print E	15	053210....		MD10 loaded with PA1/3	30
0332501026	4008190126070	SG 10 print F	15	<b>0550000000</b>			
0332501027	4008190175504	SG 10 print G	15	055920....		PUJ 3	30
0332501028	4008190035105	SG 10 print H	15	055930....		PUJ 4	30
0332501029	4008190013004	SG 10 print I	15	<b>0560000000</b>			
0332501030	4008190134600	SG 10 print J	15	056000....		MD02 red loaded with PA02/3	30
0332501031	4008190073688	SG 10 print K	15	056360....		MDH20/10	30
0332501032	4008190131715	SG 10 print L	15	056370....		MDH20/02	30
0332501033	4008190153229	SG 10 print M	15	<b>0570000000</b>			
0332501034	4008190173135	SG 10 print N	15	057290....		MD10 blue	30
0332501035	4008190122676	SG 10 print O	15	<b>0630000000</b>			
0332501036	4008190034122	SG 10 print P	15	063490....		PC40/4 Multipack	29
0332501037	4008190136628	SG 10 print Q	15				
0332501038	4008190165734	SG 10 print R	15				
0332501039	4008190159702	SG 10 print S	15				
0332501040	4008190101947	SG 10 print T	15				
0332501041	4008190021252	SG 10 print U	15				
0332501042	4008190095185	SG 10 print V	15				
0332501043	4008190132286	SG 10 print W	15				
0332501044	4008190167950	SG 10 print X	15				
0332501045	4008190133108	SG 10 print Y	15				
0332501046	4008190060923	SG 10 print Z	15				
0332501198	4008190027988	SG 10 + identically	15				
0332501199	4008190115753	SG 10 - identically	15				
0332501201	4008190133184	SG 10 / identically	15				

Order no.	EAN-no.	Type	Page	Order no.	EAN-no.	Type	Page
<b>0640000000</b>				<b>1540000000</b>			
0647900000	4008190164249	Service-Pack PA1/3 0 - 9	31	1546800000		Testinstallation/ IP220	62
064800....		PC10/3 Multipack	29	<b>1560000000</b>			
064810....		PC20/3 Multipack	29	156824....		PA02/3 narrow roll	29
064820....		PC30/3 Multipack	29	156825....		PA1/3 narrow roll	29
064830....		PUJ 5	30	156826....		PA2/4 narrow roll	29
<b>0680000000</b>				156830....		PK2/4 narrow roll	29
0686760000	4008190180003	SchT 8	20	1568910000		WS 10/6.5 Plotter Individ. print	13
0686800000	4008190092962	SK 8, transparent label top	20	1568920000		WS 12/5 Neutral	13
<b>1050000000</b>				<b>1570000000</b>			
1050760000	4008190072865	WGB 5	21	1574650000	4008190134297	M-Fix O 2.3 neutral	27
1050960000	4008190076986	WGB 8	21	1579330000		WT 5	19
1053460000	4008190102586	WAD 5 lightning flash	21	<b>1580000000</b>			
1053560000	4008190085537	WAD 8 lightning flash	21	1583970000		M-Print Individual CAD-link	65
1055960000	4008190154080	WAD 12 lightning flash	21	<b>1590000000</b>			
1056060000	4008190048099	WAD 5 neutral	21	1597120000	4008190189655	M-Fix O 1.3 neutral	27
1056160000	4008190024888	WAD 8 neutral	21	1597140000	4008190057534	M-Fix O 3.3 neutral	27
1056260000	4008190083205	WAD 12 neutral	21	<b>1600000000</b>			
1058960000		WT 6	19	1600741044	4008190207953	PF1/21 white	36
<b>1060000000</b>				1600741687	4008190207960	PF1/21 yellow	36
1060960000		WS 10/5 Neutral	13	1603290000	4008190188306	LogiMark holder black	46
1062860000	4008190127732	WAD 27 lightning flash	21	1603360000	4008190029128	Plotterpen BTS 0.25mm	62
1062960000	4008190148225	WAD 27 neutral	21	1603370000	4008190034542	Plotterpen BTS 0.35mm	62
<b>1260000000</b>				1603380000	4008190003685	Plotterpen BTS 0.50mm	62
1269060000	4008190051396	SchT 14/6	20	1607680000	4008190073022	LogiMark Card neutral	46
<b>1270000000</b>				1607690000	4008190061241	LogiMark Card printed coloured	46
1277060000	4008190088705	DEK 8 neutral white	11	1607710000	4008190206109	ESO 5 (60 pieces/sheet) paper	19
1277091686	4032248048045	DEK 8 neutral red	11	1607710000	4008190206109	ESO 5 white	38
1277091687	4008190944537	DEK 8 neutral yellow	11	1607720000	4008190206116	ESO 7 for ZGB 30	21
1277091688	4008190944544	DEK 8 neutral green	11	1607720000	4008190206116	ESO 7 white	38
1277091689	4008190944551	DEK 8 neutral violett	11	1607720000	4008190206116	ESO 7, paper, insert tag, neutral,	20
1277091690	4008190944568	DEK 8 neutral orange	11	1607730000	4008190206123	ESO 8, paper, insert tag,	20
1277091691	4032248048052	DEK 8 neutral grey	11	1607740000	4008190206130	ESO 14/6, paper, insert tag	20
1277091692	4008190944582	DEK 8 neutral brown	11	1609800000	4008190203450	DEK 5/5 neutral MultiCard	11
1277091693	4008190944599	DEK 8 neutral blue	11	1609810000	4008190456597	DEK 5/5 customer spec. print MultiCard	11
1277091694	4032248048069	DEK 8 neutral black	11	1609820000	4008190203436	DEK 5/6 neutral MultiCard	11
1278460000	4008190086930	SchT 9/4	20	1609830000	4008190456603	DEK 5/6 customer spec. print MultiCard	11
1278600000	4008190154554	CB 98/2.5	68	1609840000	4008190203429	DEK 5/6.5 neutral MultiCard	11
1278700000	4008190155759	CB 140/3.6	68	1609850000	4008190456610	DEK 5/6.5 customer spec. print MultiCard	11
1278800000	4008190047894	CB 200/4.8	68	1609860000		WS 12/5 Neutral	13
1278900000	4008190094423	CB 290/4.8	68	1609870000		WS 12/5 MC Individ. print	13
1279000000	4008190031459	CB 360/4.8	68	1609880000		WS 15/5 Neutral	13
1279000000	4008190031459	cable ties CB 360/4.8	46	1609890000		WS 15/5 Individ. print	13
1279100000	4008190104665	CB 365/7.8	68	1609900000		WS 12/6 Neutral	13
1279100000	4008190104665	cable ties CB 365/7.8	46	1609910000		WS 12/6 MC Individ. print	13
1279200000	4008190068820	CBH 1	68	1609920000		WS 12/6.5 Neutral	13
1279330000		CBDM	68	1609930000		WS 12/6.5 MC Individ. print	13
<b>1280000000</b>				1609940000	4008190203528	ESG 9/20 for Siemens- and Moeller	44
1283800000	4008190135591	P-ink, from BTS 0.35	62	1609950000	4008190289669	ESG 9/20	44
1289200000	4008190106317	CBH 2	68	160998....		TM-I 15 neutral	36
1289400000	4008190160067	CBH 3	68	1609990000	4008190487980	TM-I 15 printed, dif. colour	36
<b>1290000000</b>				<b>1610000000</b>			
1296000000	4008190029944	cable tie tool	46	1610000000		ZS 10/5 Neutral	14
1296000000	4008190029944	RT 1	68	1610010000		ZS 10/5 Individual print	14
<b>1300000000</b>				1610020000		ZS 12/6 Neutral	14
1306600000	4008190092818	SK 14/6, protective cover	20	1610030000		ZS 12/6 Individual print	14
<b>1320000000</b>				1610040000	4008190202545	Mounting-Frame MultiCard	62
1326660000	4008190085773	DEK 8 customer spec. print white	11	1610700000	4008190204488	WKM 18/43	38
1326690000	4008190004217	DEK 8 customer spec. print	11	1611930000		ZGB 30	21
<b>1340000000</b>				<b>1620000000</b>			
1341060000		WT 4	19	1621360000	4008190200398	LogiMark Card printed two colour	46
<b>1350000000</b>				1629900000	4008190203535	KSW 2.5 < 50 mm	53
1359360000	4008190069278	SchT 7/2 for circuit boards	20	1629910000	4008190202811	KSW 4 < 50 mm special print	53
<b>1440000000</b>				1629920000	4008190202828	KSW 2.5 < 100 mm	53
1447260000		WS 10/6 Plotter Individ. print	13	1629930000	4008190202835	KSW 4 < 100 mm special print	53
				1629940000	4008190202842	KSW 2.5 < 150 mm	53
				1629950000	4008190202859	KSW 4 < 150 mm special print	53
				1629960000	4008190202873	KSW 2,5 < 50 mm	53
				1629970000	4008190202880	KSW 4 < 50 mm neutral	53
				1629980000	4008190202897	KSW 2.5 < 100 mm	53
				1629990000	4008190202903	KSW 4 < 100 mm neutral	53
				<b>1630000000</b>			
				1630000000	4008190202910	KSW 2.5 < 150 mm	53
				1630010000	4008190457341	KSW 4 < 150 mm neutral	53







Order no.	EAN-no.	Type	Page	Order no.	EAN-no.	Type	Page
1712501687	4008190947514	PKS 10 X	32	1724161044	4008190369019	LM MT 300 30/20 ws	49
1712501696	4008190947521	PKS 10 Y	32	1724161687	4008190369026	LM MT 300 30/20 ge	49
1712501698	4008190947538	PKS 10 Z	32	1724170001	4008190369040	LM MT 300 105/148 si	49
1712501738	4008190947545	PKS 10 +	32	1724171044	4008190369057	LM MT 300 105/148 ws	49
1712501739	4008190947552	PKS 10 /	32	1724171687	4008190369064	LM MT 300 105/148 ge	49
1712501740	4008190947569	PKS 10 -	32	1724180001	4008190369088	LM MT 300 210/148 si	49
1712501741	4008190947576	PKS 10 :	32	1724181044	4008190369095	LM MT 300 210/148 ws	49
1712501742	4008190947583	PKS 10 =	32	1724181687	4008190369101	LM MT 300 210/148 ge	49
1712501743	4008190330378	PKS 10 .	32	1724760000	4008190373009	ESG 9/17	44
1712501744	4008190330385	PKS 10	32	1724920000	4008190376895	ESG 9/11K self-adhesive	44
1712502000	4032248052844	PKS 10 NEUTRAL	32	172775....		SFX 10/23 printed	25
1713150000	4008190949655	Inlay in MultiCard frame for DEK-Card	62	1727760000	4008190382346	SFX 10/23 printed	25
1713160000	4008190949662	Inlay in MultiCard frame for WS-stripes	62				
171366....		SFX 14/23 printed	25				
1713670000	4008190331030	SFX 14/23 printed	25				
1713680000	4008190331092	SM 27/8 Tag silver	45	1730470000	4008190386559	Permanent pen set	62
1713690000	4008190331108	SM 27/8 special print silver MC	45	173365....		PK2/4 Multipack	29
1713700000	4008190331115	SM 27/12.5 Tag silver	45	173618....		ESG 7/20	38
1713710000	4008190331122	SM 27/12.5 special print silver MC	45	1736181044	4008190985950	ESG 7/20 for Siemens Sirius 3R white	44
1713720000	4008190331139	SM 27/12.5K Tag silver	45	1736181696	4008190985967	ESG 7/20 for Siemens Sirius 3R turquoise	44
1713730000	4008190331146	SM 27/12.5 K special print silver MC	45	1736190000	4008190953829	ESG 8/10 ASI for Siemens AS-Interface	44
1713740000	4008190331153	SM 27/18 Tag silver	45				
1713750000	4008190331160	SM 27/18 special print silver MC	45				
1713760000	4008190331177	SM 27/18K Tag silver	45				
1713770000	4008190331184	SM 27/18 K special print silver MC	45				
1713950000	4008190331955	Blade set	62	174083....		SF 00/12 neutral	25
1713970001	4008190332082	KSW 2.5 16/5.08	53	174084....		SF 00/21 neutral	25
1713980001	4008190332105	KSW 2.5 24/5	53	174085....		SF 0/21 neutral	25
1713990001	4008190332129	KSW 2.5 24/5.08	53	174086....		SF 4.5/21 neutral	25
1714000001	4008190332143	KSW 4 2/7.00	53	174087....		SF 6/21 neutral	25
1714010001	4008190332167	KSW 4 3/7.00	53	1740880000	4008190962227	SF 00/12 printed	25
1714020001	4008190332181	KSW 4 4/7.00	53	1740890000	4008190962234	SF 00/21 printed	25
1714030001	4008190332204	KSW 4 6/7.00	53	1740900000	4008190962258	SF 0/21 printed	25
1714040001	4008190332228	KSW 4 7/7.00	53	1740910000	4008190962265	SF 4.5/21 printed	25
1714050001	4008190332242	KSW 4 8/7.00	53	1740920000	4008190962272	SF 6/21 printed	25
1714060001	4008190332341	KSW 4 9/7.00	53	1741090000	4008190964313	Symbol pack	51
1714070001	4008190332365	KSW 4 10/7.00	53	1741100000	4008190964320	Symbol pack	51
1714080001	4008190332389	KSW 4 10/9.0	53	1741110000	4008190964337	Symbol pack	51
1716630000	4008190343194	SM -H 27/18 Holder black	45	1741130000	4008190964351	LogiMark Card printed	46
1716640000	4008190343200	SM-H 27/12.5 Holder black	45	174114....		LogiMark Card 1/2 backw. adh. printed	46
1716650000	4008190343217	SM-H 27/8 Holder black	45	1741260001	4032248026142	MC-Mobilo	61
1716800000	4008190344443	GWS 5/5 neutral	17	174349....		SF 4/12 neutral	25
1716810000	4008190344450	GWS 5/5 customer specific print	17	174350....		SF 5/12 neutral	25
1716820000	4008190344467	GWS 9/6 neutral	17	1746420000	4008190990275	D1.5/2.5-2	72
1716830000	4008190344474	GWS 9/6 customer specific print	17	1746430000	4008190990282	D1.5/2.5-3	72
1716840000	4008190344481	GWS 9/5 neutral	17	1746440000	4008190990299	D1.5/2.5-4	72
1716850000	4008190344498	GWS 9/5 customer specific print	17	1746450000	4008190990305	D1.5/2.5-5	72
1718390000	4008190348946	Marking set special	61	1746460000	4008190990312	D1.5/2.5-8	72
171841....		TM-H 12 neutral	36	1746470000	4008190990329	D4.0-3	72
1718420000	4008190348991	TM-H 12 printed, dif. colour	36	1747320001	4008190995478	SFC 1/12 neutral white	26
171843....		TM-H 18 neutral	36	1747320002	4008190995485	SFC 1/12 neutral blue	26
1718440000	4008190349035	TM-H 18 printed, dif. colour	36	1747320003	4008190995492	SFC 1/12 neutral red	26
1719760000	4008190353117	TM 0/12 HF	35	1747320004	4008190995508	SFC 1/12 neutral yellow	26
1719770000	4008190353124	TM 0/18 HF	35	1747400000	4008190990688	SRK Cardboard for narrow rolls	31
1719780000	4008190353131	TM 1/12 HF	35	1748820000	4008190993870	TMX	35
1719790000	4008190353148	TM 1/18 HF	35	1748920000	4008190994396	SF 4/12 printed	25
1719800000	4008190353155	TM 2/12 HF	35	1748930000	4008190994402	SF 5/12 printed	25
1719810000	4008190353162	TM 2/18 HF	35				
1719820000	4008190353179	TM 3/12 HF	35				
1719830000	4008190353186	TM 3/18 HF	35				
1719840000	4008190353193	TM 4/12 HF	35	1751561044	4032248001040	THM WriteOn 140/25 ws	41
1719850000	4008190353209	TM 4/18 HF	35	1751750001	4032248001385	THM MT30X 25/12 SI	50
1719860000	4008190353216	TM 5/12 HF	35	1751751044	4032248001361	THM MT30X 25/12 WS	50
1719870000	4008190353223	TM 5/18 HF	35	1751751687	4032248001378	THM MT30X 25/12 GE	50
1719880000	4008190353230	TM 6/12 HF	35	1751760001	4032248001446	THM MT30X 26/10 SI	50
1719890000	4008190353247	TM 6/18 HF	35	1751761044	4032248001422	THM MT30X 26/10 WS	50
				1751761687	4032248001439	THM MT30X 26/10 GE	50
				1751770001	4032248001507	THM MT30X 32/9 SI	50
				1751771044	4032248001484	THM MT30X 32/9 WS	50
				1751771687	4032248001491	THM MT30X 32/9 GE	50
				1751800001	4032248001569	THM MT30X 38/19 SI	50
				1751801044	4032248001545	THM MT30X 38/19 WS	50
				1751801687	4032248001552	THM MT30X 38/19 GE	50
				1751810001	4032248001620	THM MT30X 45/23 SI	50
				1751811044	4032248001606	THM MT30X 45/23 WS	50
				1751811687	4032248001613	THM MT30X 45/23 GE	50
				1751820001	4032248001699	THM MT30X 101/48 SI	50
				1751831044	4032248001736	THM MT30X 65/35 WS	50
				1751831687	4032248001743	THM MT30X 65/35 GE	50
				175184....		LogiMark Card backward adh.	46
				175186....		LogiMark Card 1/2 backward adhesive	46
				1752720001		SFC 1/12 printed white	26
				1752720002		SFC 1/12 printed blue	26
				1752720003		SFC 1/12 printed red	26
				1752720004		SFC 1/12 printed yellow	26
				1753230001	4032248008377	THM MT30X 15/6 SI	50
				1753231044	4032248008407	THM MT30X 15/6 WS	50
				1753231687	4032248008414	THM MT30X 15/6 GE	50
				175324....		THM MT300 20/8	38
				1753240001	4032248008438	THM MT30X 20/8 SI	50
				1753241044	4032248008469	THM MT30X 20/8 WS	50
				1753241687	4032248008476	THM MT30X 20/8 GE	50
				1753250001	4032248008490	THM MT30X 18/9 SI	50
				1753251044	4032248008537	THM MT30X 18/9 WS	50
				1753251687	4032248008544	THM MT30X 18/9 GE	50

## 1720000000

1720530001	4008190360719	KSW 4 18/55.08	53
1720570000	4008190362201	ETO SM 27/8 protective label	45
1720580000	4008190362218	ETO SM 27/12.5 protective label	45
1720590002	4008190988005	ETO SM 27/18 protective label	45
1720600000	4008190362270	Mounting bar SchS2 with self-adhesive	44
1720610000	4008190362287	ESG 8/17 S for mounting bar SchS2	44
1720630000	4008190362317	CB 200/3.6	68
1720640000	4008190362324	CB 290/3.6	68
1720650000	4008190362331	CB 290/3.6	68
1720660000	4008190362348	CB 200/3.6	68
1720670000	4008190362355	CB 750/7.8	68
1720680000	4008190362362	CB 750/7.8	68
1723540000	4008190366247	CB 160/4.5	68
1723550000	4008190366254	CB 170/4.8	68
1723560000	4008190366261	CB 160/4.5	68
1723570000	4008190366278	CB 170/4.8	68
172405....		SF 0/12 neutral	25
1724060000	4008190368272	SF 0/12 printed	25
1724140001	4008190368937	LM MT 300 15/4.6 si	49
1724141044	4008190368944	LM MT 300 15/4.6 ws	49
1724141687	4008190368951	LM MT 300 15/4.6 ge	49
1724150001	4008190368968	LM MT 300 17/9 si	49
1724151044	4008190368975	LM MT 300 17/9 ws	49
1724151687	4008190368982	LM MT 300 17/9 ge	49
1724160001	4008190369002	LM MT 300 30/20 si	49



Order no.	EAN-no.	Type	Page	Order no.	EAN-no.	Type	Page
1753260001	4032248008568	THM MT30X 30/20 SI	50	1774080000		X-Card 4/21	37
1753261044	4032248008599	THM MT30X 30/20 WS	50	1774270000	4032248148271	D-Lux 2/1	73
1753261687	4032248008605	THM MT30X 30/20 GE	50	1774340000	4032248148523	THM WriteOn 76/25 ge	41
1753270001	4032248008629	THM MT30X 18/6 SI	50	1774350000	4032248148530	THM WriteOn 76/25 ws	41
1753271044	4032248008650	THM MT30X 18/6 WS	50	1774380000	4032248148561	THM WriteOn 34/18 ws	41
1753271687	4032248008667	THM MT30X 18/6 GE	50	1774390000	4032248148578	THM WriteOn 34/18 ge	41
1753350000	4032248010158	M-Comm 2 german	65	1774400000	4032248148585	THM WriteOn 93/36 ws	41
1753460000	4032248014323	SchS4K grey self-adhesive	44	1774410000	4032248148592	THM WriteOn 93/36 ge	41
1753480000	4032248014347	SchS3K sw self-adhesive	44	1774470000	4032248149261	PKS-Tool automatic	33
1753490000	4032248010615	WKM 8/20	38	1774480000	4032248149278	PKS-Tool manual	33
1754980000	4032248015351	Adapterplatten MCWago/Phoenix	62	1774490000	4032248149285	PKS holder 128 mm	32
1754990000	4032248015368	Adapter plates Murr/Wago	62	1774500000	4032248149292	PKS holder 47 mm	32
1755030000	4032248015559	Adapter plates Murr Plastik	62	1774510000	4032248149308	PKS holder 65 mm	32
1755100000	4032248016259	LogiMark DKB 1/2 81/23	46	1774520000	4032248149315	PKS holder 87 mm	32
1755110000	4032248016266	LogiMark DKB 81/50	46	1774530000	4032248149322	PKS holder 109 mm	32
1755270000	4032248017348	DEK5/3.5 neutral MultiCard white	11	1778260000	4032248161010	Alu-Top 30 (Contactpaste) 5	72
1755340000	4032248017577	ESG 8/17 sys. pro M ABB-Stotz	44	1778270000		WS 12/3,5 Neutral	13
1755350000	4032248017584	ESG 8/17 sys. pro M ABB-Stotz	44	1778280000		WS 12/3,5 MC Individ. print	13
1758320001	4032248019427	SFC 2/12 neutral white	26	1778290000		ZGB 30/3,5	21
1758320002	4032248019434	SFC 2/12 neutral blue	26	1779080001	4032248163878	SFC 1/21 neutral white	26
1758320003	4032248019441	SFC 2/12 neutral red	26	1779080002	4032248164011	SFC 1/21 neutral blue	26
1758320004	4032248019458	SFC 2/12 neutral yellow	26	1779080003	4032248164028	SFC 1/21 neutral red	26
1759060000	4032248020386	M-Comm 2 swedish	65	1779080004	4032248164035	SFC 1/21 neutral yellow	26
1759790000	4032248026166	M-Comm 2 english	65	1779090000	4032248163885	SFC 1/21 customer specific print	26

## 1760000000

1762440000	4032248044504	Adapter for STI-S	62
1762960001	4032248220410	THM MT30X 101/74 SI	50
1763270000	4032248050239	PM 10/33	35
1763280000	4032248050246	PM 20/33	35
1763290000	4032248050253	Partex Box SRP	31
1763390000	4032248050840	PM 20/66	35
1763480001		SFC 2/12 printed white	26
1763480002		SFC 2/12 printed blue	26
1763480003		SFC 2/12 printed red	26
1763480004		SFC 2/12 printed yellow	26
1764050000	4032248052431	PF2/17.5 white	36
1764060000	4032248052448	PT Slim 02-12	34
1764070000	4032248052455	PT Slim 02-15	34
1764140000	4032248052851	PT Slim 02-18	34
1764150000	4032248052868	PT Slim 02-20	34
1764190000	4032248053254	PT Slim 1-12	34
1764200000	4032248053261	PT Slim 1-15	34
1764210000	4032248053278	PT Slim 1-18	34
1764220000	4032248053285	PT Slim 1-20	34
1764230000	4032248053292	PT Slim 2-12	34
1764240000	4032248053308	PT Slim 2-15	34
1764250000	4032248053315	PT Slim 2-18	34
1764260000	4032248053322	PT Slim 2-20	34
1764270000	4032248053339	PT Slim 3-12	34
1764280000	4032248053346	PT Slim 3-15	34
1764290000	4032248053353	PT Slim 3-18	34
1764300000	4032248053360	PT Slim 3-20	34
1767090000	4032248112906	SpeedMarking-Laser	59
1767730000	4032248102532	DEK5/3.5 Indivi. print MultiCard white	11
1768090000		WS 14/5 Neutral	13
1768540000	4032248110797	Plotter Pen 0.25	62
1768550000	4032248110803	Plotter Pen 0.35	62
1768560000	4032248110919	Plotter Pen 0.5	62
1768570000	4032248110926	Plotter Pen 0.18	62
1769610000	4032248116676	LogiMark Card printed and laminated	46

## 1770000000

1770070000	4032248117468	Special toner	59
1770080000	4032248117475	SF-Tool	25
1770090000	4032248117628	THM MT30X 26,5/17,5 SI	50
1770480000	4032248119707	ESG9/17 printed	35
1771900000	4032248127054	PKS 10 Service pack 0-9	32
1771910000	4032248127061	PKS 10 Service pack A-Ö	32
1771930000	4032248127085	SM 27/8K Tag silver	45
1772120000	4032248129287	lnk 2000	62
1772130000	4032248129294	Cleaner Clean 2000	62
1772190000	4032248129706	LogiMark Card 1/2 printed and laminated	46
1773220000	4032248139415	SM 27/27 neutral white MC	45
1773230000	4032248139422	SM 27/27 neutr. silver MC	45
1773240000	4032248139439	SM 27/27 special print white MC	45
1773250000	4032248139446	SM 27/27 special print silver MC	45
1773330001		WS 12/5 FWZ 1 - 10 Standard print	13
1773330011		WS 12/5 FWZ 11 - 20 Standard print	13
1773330021		WS 12/5 FWZ 21 - 30 Standard print	13
1773330031		WS 12/5 FWZ 31 - 40 Standard print	13
1773330041		WS 12/5 FWZ 41 - 50 Standard print	13
1773360000		WS 8/5 Karte Individ. print	13
1773370000		WS 10/5 Karte Individ. print	13
1773380000		WS 12/5 Card Individ. print	13
1773430001		WS 12/5 FSZ 1 - 10 Standard print	13
1773430011		WS 12/5 FSZ 11 - 20 Standard print	13
1773430021		WS 12/5 FSZ 21 - 30 Standard print	13
1773430031		WS 12/5 FSZ 31 - 40 Standard print	13
1773430041		WS 12/5 FSZ 41 - 50 Standard print	13
1774070000	4032248147526	ThermoCard printer	63

## 1780000000

1781450000	4032248171019	D-Pack D1.5/2.5-2	72
1781460000	4032248171026	D-Pack D1.5/2.5-3	72
1781470000	4032248171033	D-Pack D1.5/2.5-4	72
1781480000	4032248171040	D-Pack D1.5/2.5-5	72
1781490000	4032248171057	D-Pack D1.5/2.5-8	72
1781500000	4032248171064	D-Pack D4.0-3	72
1782610000		X-Card 4/21	37
1782620000		X-Card 4/18	37
1782630000		X-Card 4/18	37
1782640000		X-Card 4/15	37
1782650000		X-Card 4/15	37
1782660000		X-Card 4/12	37
1782670000		X-Card 4/12	37
1782710000	4032248179084	SM-H 27/27 Holder black	45
1782880000	4032248179527	Magazin	59
1782960000	4032248180028	SF-Tool 2 - 3	25
1782970000	4032248180035	SF-Tool 1	25
1782980000	4032248180042	SF-Tool 4 - 5	25
1782990000	4032248180059	SM 27/27 K neutr. silver MC	45
1783000000	4032248180066	SM 27/27 K neutral white MC	45
1784550000	4032248191154	M-Label multilingual	65
1784560000	4032248191161	M-Print multilingual	65
1784820000	4032248191901	ribbon black	63
1785240000	4032248197064	THM Pro printer	64
1786760000	4032248203857	THM Pro premium (Foile)	50
1789820000	4032248211746	CC 15/27 neutral white	47
1789830000	4032248211753	CC 15/27 neutral transparent	47
1789840000	4032248211760	CC 15/27 neutral silver	47
1789850000	4032248211777	CC 15/17 neutral white	47
1789860000	4032248211784	CC 15/17 neutral silver	47
1789870000	4032248211791	CC 15/17 neutral transparent	47
1789880000	4032248211807	CC 15/49 neutral white	47
1789890000	4032248211814	CC 15/49 neutral silver	47
1789900000	4032248211821	CC 15/49 neutral transparent	47
1789910000	4032248211838	C 15/67 neutral white	47
1789920000	4032248211845	CC 15/67 neutral silver	47
1789930000	4032248211852	CC 15/67 neutral transparent	47

## 1790000000

1790150000	4032248213610	CC-Rail 1000	47
1790160000	4032248213627	CC-Rail 1000 transparent 1000	47
1790400000	4032248215195	CC-H 15/67	47
1790410000	4032248215201	CC-H 15/27	47
1790420000	4032248215218	CC-H 15/49	47
1790430000	4032248215225	CC-H 15/17	47
1790450000	4032248215577	THC-sample pack	47
1790650000	4032248216642	Hi Res ribbon 64	
1792000000		WS 10/5 MC Middle Neutral	13
1792010000		WS 10/5 MC Middle Individ. print 13	
1797410000	4032248238347	PrintJet with M-Print	60
1797460000	4032248238682	Ink cartridge	60
1798250000	4032248241828	PrintJet without M-Print	60
1798470000	4032248243129	TM 203/20	34
1798480000	4032248243136	TM 203/18	34
1798490000	4032248243150	TM 203/15	34
1798510000	4032248243167	TM 203/12	34
1798520000	4032248243181	TM 202/20	34
1798530000	4032248243198	TM 202/18	34
1798540000	4032248243204	TM 202/15	34
1798560000	4032248243310	TM 202/12	34
1798580000	4032248243334	TM 201/20	34
1798600000	4032248243341	TM 201/18	34
1798620000	4032248243358	TM 201/15	34
1798640000	4032248243365	TM 201/12	34
1798670000	4032248243389	CC 18/27 neutral white	47
1798700000	4032248243396	CC 18/27 neutral silver	47

**1800000000**

1804420000	4032248265312	Sample pack 1	72
1805700000	4032248273430	CC 16 x 40 yellow	19
1805710000	4032248273447	CC 16 x 40 white	19
1805720000	4032248273454	SFC 1/30 neutral blue	26
1805730000	4032248273461	SFC 1/30 neutral yellow	26
1805740000	4032248273478	SFC 1/30 neutral red	26
1805750000	4032248273485	SFC 1/30 customer specific print	26
1805760000	4032248273492	SFC 1/30 neutral white	26
1805770000	4032248273508	SFC 2/21 neutral blue	26
1805780000	4032248273515	SFC 2/21 neutral yellow	26
1805790000	4032248273522	SFC 2/21 neutral red	26
1805800000	4032248273539	SFC 2/21 customer specific print	26
1805810000	4032248273546	SFC 2/21 neutral white	26
1805820000	4032248273553	SFC 2/30 neutral blue	26
1805830000	4032248273560	SFC 2/30 neutral yellow	26
1805840000	4032248273577	ETO SM 27/27 protective label	45
1805850000	4032248273584	SFC 2/30 neutral red	26
1805860000	4032248273591	SFC 2/30 customer specific print	26
1805870000	4032248273607	SFC 2/30 neutral white	26
1805880000	4032248273614	Snapmark I	18
1806180000	4032248275694	TM 204/12	34
1806190000	4032248275700	TM 205/12	34
1806200000	4032248275717	TM 206/12	34
1806210000	4032248275724	TM 207/12	34
1806220000	4032248275731	TM 208/12	34
1806230000	4032248275748	TM 209/12	34
1806240000	4032248275755	TM 204/15	34
1806250000	4032248275762	TM 205/15	34
1806260000	4032248275779	TM 206/15	34
1806270000	4032248275786	TM 207/15	34
1806280000	4032248275793	TM 208/15	34
1806290000	4032248275809	TM 209/15	34
1806300000	4032248275816	TM 204/18	34
1806310000	4032248275823	TM 205/18	34
1806320000	4032248275830	TM 206/18	34
1806330000	4032248275847	TM 207/18	34
1806340000	4032248275854	TM 208/18	34
1806350000	4032248275861	TM 209/18	34
1806360000	4032248275878	TM 204/20	34
1806370000	4032248275885	TM 205/20	34
1806380000	4032248275892	TM 206/20	34
1806390000	4032248275908	TM 207/20	34
1806400000	4032248275915	TM 208/20	34
1806410000	4032248275922	TM 209/20	34



## Worldwide activities

- Group companies
- ▲ Agencies

### A

- ▲ **Argentina**  
CPI SA  
Bauness 2660  
1431 Buenos Aires  
Phone +54 11-45238008  
Fax +54 11-45220546  
cpi@satlink.com
- **Australia**  
Weidmüller Pty. Ltd.  
43 Huntingwood Drive  
Huntingwood,  
NSW, 2148  
P.O.Box 6944  
Blacktown  
NSW, 2148  
Phone +61 2-9671-9999  
Fax +61 2-9671-9911  
info@weidmuller.com.au  
http://www.weidmuller.com.au
- **Austria**  
Weidmüller Ges.m.b.H.  
Industriezentrum Nö Süd  
Straße 2, Objekt M2  
2355 Wiener Neudorf  
Phone +43 2236-6708-0  
Fax +43 2236-6708-199  
office@weidmueller.at

### B

- **Bahrain**  
Please contact  
Weidmüller Middle East  
United Arab. Emirates
- **Belarus**  
Tehnikon Ltd.  
Apt. 704, Haus 16/5, Oktiabrskaya  
Str., Minsk 220801  
Phone +375 17-2275830  
Fax +375 17-2275830  
tehnikon@belsonet.net
- **Belgium**  
Weidmüller N. V.  
Ambachtenlaan 11 A  
3001 Heverlee  
Phone +32 16-395990  
Fax +32 16-401051  
info@weidmueller.be
- **Brazil**  
Conexel Conexoes Elétricas Ltda.  
Rua Garcia Lorca, 176- V.  
Paulicéia,  
09695-900, Sao Bernado do  
Campo - SP, Brasil  
Phone +55 11-43669600  
Fax +55 11-43621562  
weidmuller@weidmuller.com.br  
http://www.weidmuller.com.br

### Bulgaria

- ▲ **Bulgaria**  
Weid-Bul eOod  
ul. Nezabravka 33 A  
bl. 315/3/10  
1113 Sofia  
Phone +359 2-963-2560  
Fax +359 2-963-1098

### C

- **Canada**  
Weidmüller Ltd.  
10 Spy Court  
Markham  
Ontario L3 R5 H6  
Phone +1 905-475-1507  
Fax +1 905-475-2798  
http://www.weidmuller.ca

### C

- ▲ **Chile**  
Felipe Bahamondes S.A./ATS  
AGRO  
Servicios Agroindustriales  
Maria Luisa Santander 0475  
Providencia  
Casilla 3425  
Santiago  
Phone +56 2-341-1271  
Fax +56 2-341-1275
- ▲ **China**  
Weidmuller Interface  
International Trading (Shanghai)  
Co. Ltd.  
27C No., 500 Fu Te Dong Er Rd.,  
WGQ Free Trade Zone,  
Pudong New Area Shanghai,  
PRC China  
Phone +86 21-50462384  
Fax +86 21-50462282  
http://www.weidmuller.com
- ▲ **Colombia**  
Automatizacion Avanzada S. A.  
Carrera 97 No. 42 A-23 B3,  
Santafe de Bogotá Colombia.  
Phone +57 1-4132048  
Fax +57 1-4159788  
mgallegos@  
automatizacionavanzada.com

### Costa Rica

- ▲ **Costa Rica**  
ELVATRON S.A.  
400 metros Norte de la Agencia  
del Banco de Costa Rica en la  
Uruca, San Jose, Costa Rica  
Phone +506 2-961060  
Fax +506 2-326071  
dirk.haase@elvatron.com

### Croatia

- ▲ **Croatia**  
Elektro Partner d.o.o.  
Radnicka cesta 22  
10000 Zagreb  
Phone +385 1-6184793  
Fax +385 1-6184795

### Czech Republic

- **Czech Republic**  
Weidmüller s. r. o.  
Videnska ul. 340  
25242 Vestec u Prahy  
Phone +420 2-44001400  
Fax +420 2-44001499  
office@weidmueller.cz

### D

- ▲ **Denmark**  
Knud Wexøe A/S  
Skaettekaeret 11  
P.O. Box 152  
2840 Holte  
Phone +45 45465800  
Fax +45 45465801  
wexoe@wexoe-as.dk

### E

#### Egypt

- Please contact  
Weidmüller Middle East  
United Arab. Emirates

#### Estonia

- Please contact  
JUHA-ELEKTRO OY, Finland

### F

- ▲ **Finland**  
JUHA-ELEKTRO OY  
Kylvöpolku 6  
P. O. Box 57  
00681 Helsinki  
Phone +358 9-478411  
Fax +358 9-47841311

### F

- **France**  
Weidmüller Sarl  
12, Chaussée Jules César  
B.P. 263 Osny  
95523 CERGY PONTOISE Cedex  
Phone +33 1-34245500  
Fax +33 1-34245501  
mail@weidmuller.fr  
http://www.weidmuller.fr

### G

- **Germany**  
Weidmüller GmbH & Co.  
(33 058) Postfach 28 07  
(33 102) An der Talle 89  
Paderborn  
Phone +49 5252-960-0  
Fax +49 5252-960-116  
info@mail.weidmueller.de  
http://www.weidmueller.de

### Greece

- ▲ **Greece**  
Voltampere S.A.  
2nd Km., Lagada- Rentina  
57200 Lagadas- Thessaloniki  
Phone +30 3940-26188  
Fax +30 3940-26189  
import@voltampere.gr

### Guatemala

- Please contact ELVATRON S. A.,  
Costa Rica

### H

#### Honduras

- Please contact ELVATRON S. A.,  
Costa Rica

### Hong Kong

- ▲ **Hong Kong**  
United Equity Limited  
Suite B, 11/F International  
Industrial Centre  
2-8 Kwei Tei Street, Fotan  
Shatin, N. T.  
Phone +852 26876739  
Fax +852 26876735

### Hungary

- **Hungary**  
Weidmüller Kereskedelmi Kft  
Dombóvári út 13  
1117 Budapest  
P. O. Box 22  
1507 Budapest  
Phone +36 1-464-7888  
Fax +36 1-203-4128  
info@weidmueller.hu

### I

#### India

- ▲ **India**  
Weidmüller Representative Office  
Vijay Dattani  
119, Prashanth Extension  
Whitefield  
Bangalore - 560 066  
Phone +91 80-8453999  
Fax +91 80-8453999

#### Indonesia

- ▲ **Indonesia**  
P. T. Nego Electrindo  
Komplek Perkantoran Kramat  
Centre  
Blok-A 18 Jl Kramat Raya No. 7-9  
Jakarta 10450  
Phone +62 21-3156218  
Fax +62 21-3156219

#### Iran

- ▲ **Iran**  
MACS KALA Ltd. Co.  
Unit 4, Alborz Building, No. 12-14  
Nikouquadam Alley, North  
Sohrevardi Street  
P.O.Box 15115-481  
15548 Teheran  
Phone. +98 21-876-6770  
Fax +98 21-876-6770  
macskala@sinasoft.net

### I

#### Ireland

- ▲ **Ireland**  
A.P. Haslam Ltd.  
14 Sunshine Ind. Estate  
Crumlin Road  
Dublin 12  
Phone +353 1-453-2522  
Fax +353 1-453-2949  
paul.haslam@aphaslam.ie

#### Israel

- ▲ **Israel**  
A.U. Shay Ltd.  
Embar Street 23/25  
P.O.Box 10049  
Petch-Tikva 49222  
Phone +972 3-9233601  
Fax +972 3-9234601

#### Italy

- **Italy**  
Weidmüller S.r.l.  
Via Albert Einstein 4  
20092 Cinisello Balsamo  
Milano  
Phone +39 02-660681  
Fax +39 02-6124945  
weidmuller@weidmuller.it  
http://www.weidmuller.it

### J

#### Japan

- **Japan**  
Nihon Weidmüller Co. Ltd.  
8F, Wako Bldg, 2- 1- 3  
Iwamoto- cho Chiyoda- ku,  
Tokyo 101- 0032  
Japan  
Phone +81 3-5820-5747  
Fax +81 3-5820-5836  
http://www.weidmuller.co.jp

#### Jordan

- Please contact  
Weidmüller Middle East  
United Arab. Emirates

### K

#### Korea

- **Korea**  
Weidmüller (Korea) Co.,Ltd.  
Ocean tower 5F, 760-3, Woo- 1  
Dong, Haeundae-gu, Pusan  
Phone +82 51-5564661  
Fax +85 51-5567408

#### Kuwait

- Please contact  
Weidmüller Middle East  
United Arab. Emirates

### L

#### Lebanon

- Please contact  
Weidmüller Middle East  
United Arab. Emirates

#### Luxembourg

- Please contact  
Weidmüller Belgium, Heverlee

### M

#### Malaysia

- **Malaysia**  
Weidmüller (Malaysia) Sdn. Bhd.  
22 Jalan PJS 11/16 Bandar  
Sunway,  
46150 Petaling Jaya, Selangor  
Darul Ehsan  
Phone +60 3-7337363  
Fax +60 3-7336562

#### Mexico

- **Mexico**  
Weidmüller S. A. de. C.V.  
AVE. Ingenieros Civiles No. 204  
Conjunto Industrial Chachapa  
Chachapa, Puebla C.P. 72990  
Phone +52 222-2866247/48/49  
Fax +52 222-2866442

## M

- ▲ **Morocco**  
Energy-Technics Transfer, S.A.  
23 Boulevard Lieutenant Mohamed  
El Bakai Tamri  
Casablanca 20250  
Phone +212 2-343700  
Fax +212 2-343699

## N

- **Netherlands**  
Weidmüller B.V.  
Franciscusweg 221  
1216 SE Hilversum  
Postbus 1505  
1200 BM Hilversum  
Phone +31 35-6261261  
Fax +31 35-6234569  
info@weidmuller.nl  
http://www.weidmuller.nl
- ▲ **New Zealand**  
Cuthbert S. Steward Limited  
27 Te Puni Street  
POB 38496 Petone  
Petone, Wellington  
Phone +64 4-5686156  
Fax +64 4-5686056
- Nicaragua**  
Please contact ELVATRON S. A.,  
Costa Rica
- ▲ **Norway**  
Siv. Ing. J. F. Knudtzen A/S  
Billingstadletsletta 97  
P. O. Box 160  
1378 Nesbru  
Phone +47 66-983350  
Fax +47 66-980955  
patorgersbraaten@jfkknudtzen.no

## O

- Oman**  
Please contact  
Weidmüller Middle East  
United Arab. Emirates
- ▲ **Pakistan**  
Access Technology Networks (ATN)  
Pvt Ltd.  
No 47 College Road  
Sector F-7/2  
Islamabad  
Phone +92 51-275698  
Fax +92 51-275665
- Panama**  
Please contact ELVATRON S. A.,  
Costa Rica
- ▲ **Peru**  
DIN AUTOMATIZACION S. A.  
Rimac Pampa 385 - Maranga  
Lima 32  
Phone +51 1-4511733  
Fax +51 1-4491095  
din\_aut@terra.com.pe

- ▲ **Philippines**  
Revler Global Sales Corp.  
28 G Galvez Building Severina  
Avenue, Severina Km. 18,  
West Service Road, SSH,  
Paranaque City, Metro Manila  
Tel. +63 2-8214307  
Fax +63 2-7764169

- **Poland**  
Weidmüller Sp.z.o.o.  
ul. Domaniowska 39a  
02-672 Warszawa  
Phone +48 22-6402986  
Fax +48 22-6402992

## P

- **Portugal**  
Weidmüller - Sistemas de  
Interface, S. A.  
Estrada Outeiro Polima, Lote B,  
Nº B2  
Escritório 2 - Abóboda  
2785-518 Sao Domingos de Rana  
Phone +351 21-4459190  
Fax +351 21-4455871  
weidmuller@mail.telepac.pt  
http://www.weidmuller.pt

## Q

- Qatar**  
Please contact  
Weidmüller Middle East  
United Arab. Emirates

## R

- ▲ **Romania**  
ROMINTERFACE IMPEX SRL  
Splaiul Unirii nr. 45, Bl. M 15  
sc. 3, ap. 68-69, Sect. 3  
74342 Bucuresti  
Phone +40 1-3220230  
Fax +40 1-3228857  
romint@dnt.ro
- ▲ **Russia**  
Weidmüller Koordinationsbüro  
Stanislav Khmel'nitski  
Ul. Schepkina,28,  
129804 Moskau  
Phone +7 95-28490-70  
Fax +7 95-28490-71  
info@weidmueller.ru  
http://www.weidmueller.ru

## S

- Salvador**  
Please contact ELVATRON S. A.,  
Costa Rica
- Saudi Arabia**  
Please contact  
Weidmüller Middle East  
United Arab. Emirates
- **Singapore**  
Weidmüller Pte Ltd  
1 Kallang Sector # 07-01/03  
Singapore 349276  
Phone +65 6841-5311  
Fax +65 6841-5377  
weidsing@singnet.com.sg  
http://weidmuller.com.sg
- ▲ **Slovakia**  
ELEKTRIS, spol. s.r.o.  
Stará Vajnorská 25  
83 104 Bratislava  
Phone +421 2-44457830  
Fax +421 2-44457833  
weidmueller@computel.sk
- ▲ **Slovenia**  
ELEKTROPOJIL d.o.o.  
Stegne 25  
1000 Ljubljana  
Phone +386 6-15113810  
Fax +386 6-15111604
- ▲ **South Africa**  
RAD Interface Pty. Ltd.  
5 Bundo Road  
Sebenza Extension  
Edenvale 1609  
P.O.Box 193  
Edenvale 1610  
Phone +27 11-452-1930  
Fax +27 11-452-6455

## S

- **Spain**  
Weidmüller S. A.  
Narcis Monturiol 11-13  
Pol.Ind. Nº 1  
08960 Sant Just Desvern  
Barcelona  
Phone +34 93-3722061  
Fax +34 93-3718055  
http://www.weidmuller.es  
weidmuller@weidmuller.es
- **Sweden**  
Weidmüller AB  
Stockholm  
Skebokvarnsvägen 370  
124 50 Bandhagen  
Phone +46 8-7272300  
Fax +46 8-7272480  
mail.stockholm@weidmuller.se
- **Switzerland**  
Weidmüller Schweiz AG  
Rundbuckstrasse 2  
CH - 8122 Neuhausen am Rheinfall  
Phone +41 52-6740707  
Fax +41 52-6740708  
mail:info@weidmueller.ch  
http://weidmueller.ch
- Syria**  
Please contact  
Weidmüller Middle East  
United Arab. Emirates

## T

- ▲ **Taiwan**  
Fittatek Corp., Ltd.  
12 F No. 185 Fu- Kuo Rd,  
Tso Ying Dist,  
Kaohsiung, Taiwan R.O.C.  
Tel. +886 7556-0858  
Fax +886 7556-3279
- ▲ **Thailand**  
Pisanu Engineering &  
Construction Co. Ltd.  
800/2 Asoke-Dindaeng Road  
Dindaeng  
Bangkok 10400  
Phone +66 2-2459113  
Fax +66 2-2463214  
pisanu@kanit.co.th
- **Turkey**  
Weidmüller Elektronik Ticaret Ltd.  
Sirketi  
Kore Sahitleri Cad. 34/1-7  
80300 Zincirlikuyu - Istanbul  
Phone +90 212-2730830  
Fax +90 212-2740874  
info@weidmuller.com.tr

## U

- ▲ **Ukraine**  
TEKO TOB  
A / C 377  
Ul. Tschujkova 2  
256400 Belaja Zerkow-17  
Phone +380 4463-56892  
Fax +380 4463-667610
- **United Arab. Emirates**  
Weidmüller Middle-East  
P.O. Box 62448  
Dubai  
Phone +971 4-3522215, 3523043  
Fax +971 4-3599950
- **United Kingdom**  
Weidmüller Ltd.  
1 Abbey Wood Road  
Kings Hill  
West Malling  
Kent ME19 4YT  
Phone +44 1732-877000  
Fax +44 1732-873873  
sales@weidmuller.co.uk  
http://www.weidmueller.com

## U

- **USA**  
Weidmüller Inc.  
821 Southlake Boulevard  
Richmond  
Virginia 23236  
Phone +1 804-7942877  
Fax +1 804-3792593  
info@weidmuller.com  
http://www.weidmuller.com

## V

- ▲ **Vietnam**  
Thien Nghi Trading Pte  
60B Tan Da Street  
District 5 Ho Chi Min  
Phone +84 8-8555387  
Fax +84 8-8549304

## Y

- Yemen**  
Please contact  
Weidmüller Middle East  
United Arab. Emirates
- ▲ **Yugoslavia**  
ES-YU ELEKTROSISTEM d.o.o.  
Pariske komune 41  
11070 Novi Beograd  
Phone +381 11-693608  
Fax +381 11-697212  
esyu@infosky.net

- **Other countries**  
Weidmüller Interface GmbH & Co.  
Postfach 3030 · D-32720 Detmold  
Phone +49 5231-14-0  
Fax +49 5231-14-2083  
info@weidmueller.com  
http://www.weidmueller.com







Subject to technical alterations and amendments without  
notice

The paper in this catalogue is produced with  
chlorine-free paper

Printed in Germany

DTP – Weidmüller Interface/BKD, Detmold

Printing – H. Bösmann GmbH, Detmold/22-0374

5629040000/01/2002