

# SG2 Series

## Advanced



TEMPERATURE	RELAY
2.5	30
2.5	31.5
3.0	32
3.0	34
3.0	35
3.0	35.5
3.0	40
3.0	45
3.0	47
3.0	50
3.0	53
3.0	55
3.0	56
3.0	61
3.0	63
3.0	66
3.0	69
3.0	71
3.0	72



**Complete product line:10/12/20 points basic module , analog input / output , temperature input , relay or transistor outputs is optional.**

- ◆ Max expansion 44 digital I/O points, including 3 sets of 8 points(4 inputs / 4 outputs) expansion modules. 1 set analog input module, 1 set temperature input module, 2 set analog output module (2 channel current or voltage output) and 1 set communication module.
- ◆ Analog input can expand to 8 points in which 4 points are 12 bits voltage/current input(0-10V / 4-20mA), temperature input can expand to 4 points(PT-100).
- ◆ Several communication expansion modules are available:Profibus-DP, Devicenet, Modbus RTU, Ethernet(TCP/IP).
- ◆ Built-in 16x4 LCD display and seven languages:English, French, Spanish, Italian, German, Portuguese and Simplified Chinese are selectable.
- ◆ Ladder format, max 300 lines, 4 instructions per line. FBD format, max 260 blocks.
- ◆ High speed counter input(1KHz) and pulse output are available.
- ◆ Built-in 31 multi-function timers, 31 sets of counter, 31 RTC comparators and 126 auxiliary, 31 analog compare.
- ◆ Lower price variant models without LCD Keypad and without top cover are available if order amounts reach TECO minimum production requirement.
- ◆ Basic module(V type) built-in Modbus port(RTU), 8 channel I/O link and Remote I/O communication port.
- ◆ Built-in RTC(setting summer / winter time change) will be operational up to 240 hours after power off.
- ◆ Relay output contact rating max 8A / Transistor output rating max 0.5A.
- ◆ Two possible levels(A, B) can set 16 bits password protection function.
- ◆ 2 PWM outputs are available. One can be used as PLSY(pulse output) at 1KHZ.

Item		Specification
Method of input program		By means of Ladder/Function Block
Operating Environment	Operating temperature	-20~55°C
	Storage temperature	-40~70°C
	Operating humidity	5~90% RH no frost
	Environment gas	No corrosive gas environment
Main Structure	Vibration resistance	IEC60068-2-6 Standard
	Impact resistance	0.075mm amplitude/1.0g acceleration IEC60068-2-27 Standard
		15g peak, 11ms duration
Noise proofing	ESD	Contact ±4KV, air discharge ±8KV
	EFT	Power AC: ±2KV DC: ±1KV
	CS	0.15~80MHz 10V/m
	RS	80~1000MHz 10V/m
	EMI	EN55011 class B
Installation	Enclosure Protection	IP20
	Fixing Method	Direct or Din rail(35mm)installation
	Direction	Please refer to installation manual
Size of cable		AWG 12/ φ 3.5mm <sup>2</sup>
Dimension		72×90×59.6mm 10 points basic module
		126×90×59.6mm 20 points basic module
		38×90×59.6mm expansion module





## System specification

	Model	Power supply			Input	Output point	Analog input	LCD Key	Expansion ability	High speed input	PWM Output	I/O LINK	
		AC 100~240V	DC 24V	DC 12V									
10 point Variant	Expandable Type (★: project requested)												
		10HR-A	◎			6	4	Relay		◎	◎		
		12HR-D		◎		8*	4	Relay	2	◎	◎	◎	
		12HT-D		◎		8*	4	Transistor	2	◎	◎	◎	◎
		12HR-12D			◎	8*	4	Relay	2	◎	◎	◎	
	Expandable & without control panel(★: project requested)												
	★	10KR-A	◎			6	4	Relay			◎		
	★	12KR-D		◎		8*	4	Relay	2		◎	◎	
	★	12KT-D		◎		8*	4	Transistor	2		◎	◎	◎
	★	12KR-12D			◎	8*	4	Relay	2		◎	◎	
	Standard & without upper-cover (Economical Type) (★: project requested)												
	★	10CR-A	◎			6	4	Relay					
	★	12CR-D		◎		8*	4	Relay	2			◎	
	★	12CT-D		◎		8*	4	Transistor	2			◎	◎
20 point model	Expandable Type												
		20HR-A	◎			12	8	Relay		◎	◎		
		20HR-D		◎		12*	8	Relay	4	◎	◎	◎	
		20HT-D		◎		12*	8	Transistor	4	◎	◎	◎	◎
		20HR-12D			◎	12*	8	Relay	4	◎	◎	◎	
	Expandable & without control panel (Blind Type) (★: project requested)												
	★	20KR-A	◎			12	8	Relay			◎		
	★	20KR-D		◎		12*	8	Relay	4		◎	◎	
	★	20KT-D		◎		12*	8	Transistor	4		◎	◎	◎
	★	20KR-12D			◎	12*	8	Relay	4		◎	◎	
	Standard & without upper-cover (Economical Type)												
	★	20CR-A	◎			12	8	Relay					
	★	20CR-D		◎		12*	8	Relay	4			◎	
	★	20CT-D		◎		12*	8	Transistor	4			◎	◎
High speed communication Type													
	20VR-D		◎		12*	8	Relay	4	◎	◎	◎		
	20VT-D		◎		12*	8	Transistor	4	◎	◎	◎	◎	
Expansion		8ER-A	◎			4	4	Relay					
		8ER-D		◎		4	4	Relay					
		8ET-D		◎		4	4	Transistor					



SG2-8ET-D



SG2-DNET



SG2-MBUS



SG2-PBUS

\* The input points consist of the ones having analog input function.



## Expansion and option model

	Model	Part No.	Instruction
	Power supply	10PS-12	Input:AC100~240V / Output:12V 1.9A
	Power supply	10PS-24	Input:AC100~240V / Output:24V 1.3A
	Analog input	SG2-4AI	Analog Input Module(12bit / 4 analog input channel)
* 1	Analog output	SG2-2AO	2 channel Output Module(voltage / current:0-10V / 4-20mA)
* 1	Temperature input	SG2-4PT	Temperature Input Module(4 channel PT-100 input)
	Communication	SG2-MBUS	Modbus Communication Module(DC24V)
	Communication	SG2-PBUS	Profibus Communication Module(DC24V)
	Communication	SG2-DNET	Devicenet Communication Module(DC24V)
	Communication	EN01	Ethernet(TCP/IP)Communication Module(DC24V)
	Mempack	PM06	Download / Upload program
	PC interface cable	PL01	PC-Link cable
	PDA connector	JNSWPDA	PDA-Link interface

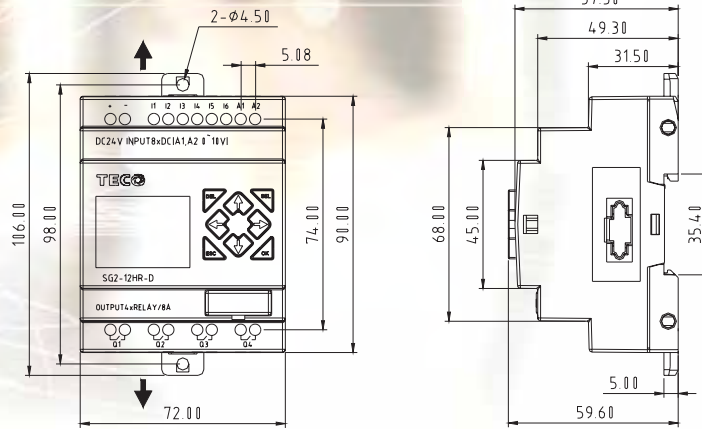
Notes : SG2 PDA software can be used by WIN CE interface and link HP hx2190 PDA by PDA cable(JNSWPDA)

\* 1:t cannot be used for SG2 firmware V3.0 and below

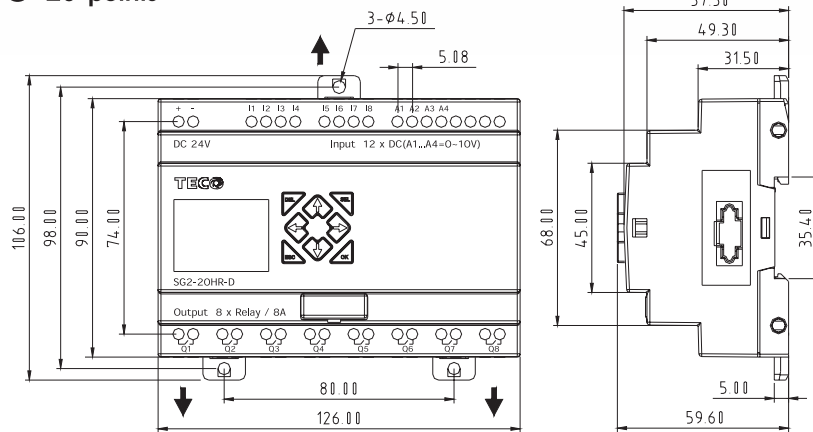


# Dimension (unit:mm)

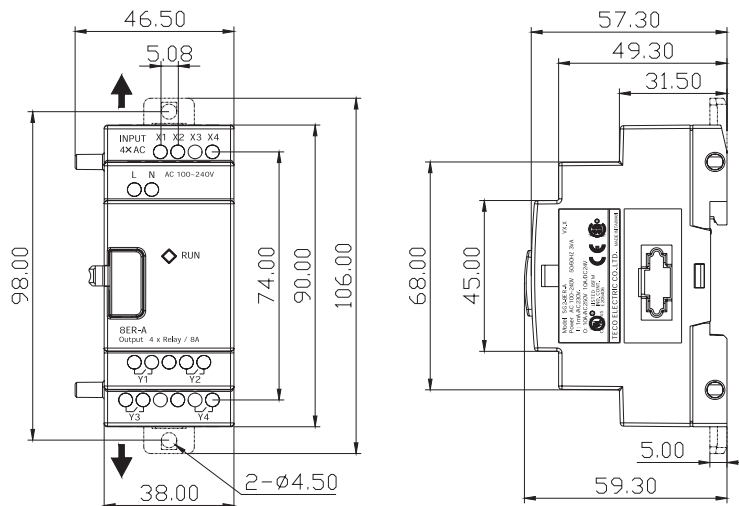
◎ 10/12 points



◎ 20 points



◎ Expansion Module (8 points)



## TECO ELECTRIC & MACHINERY CO., LTD.

10F, No.3-1, Yuan Cyu St., Nan-Kang District, Taipei City 115, Taiwan  
TEL: +886-2-6615-9111 FAX: +886-2-6615-1033 <http://www.teco.com.tw>