

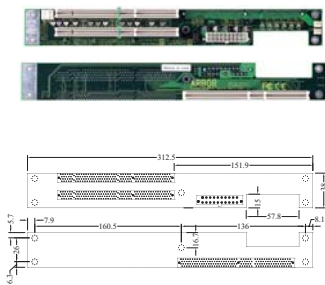
Backplanes

Double Side Passive Backplanes

PBR-3SA-64

PICMG	PCI	ISA	PISA
1	2	0	0

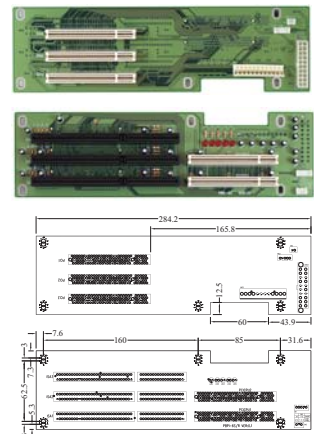
System
Single
64 bit for 1U chassis
Dimension
312.5 x 38 mm (10.4" x 16.4")
Work with Industrial Chassis
1U chassis



PBR-6SA

PICMG	PCI	ISA	PISA
2	3	1	0


System
Single
64 bit for 2U chassis
Dimension
284.2 x 81.2 mm (11.1" x 3.19")
Work with Industrial Chassis
2U chassis (Page 10-1)



PBR-5SA-PCI

PICMG	PCI	ISA	PISA
0	5	0	0


System
Single
64 bit for 2U chassis
Dimension
262.2 x 80.4 mm (10.3" x 3.1")
Work with Industrial Chassis
2U chassis (Page 10-1)



PBR-5SA-64

PICMG	PCI	ISA	PISA
1	4	0	0

System
Single
64 bit for 2U chassis
Dimension
297.6 x 80.1 mm (11.7" x 3.1")
Work with Industrial Chassis
2U chassis (Page 10-1)



REMARK

PBPX stands for Passive Backplane PCI/ISA with Bridge PCI to PCI

PBPCI stands for Passive Backplane PCI