


Backplanes

PICMG (Full-Size PCI/ISA) Passive Backplanes



PBPI-4S



System **PCIMG** **PCI** **ISA**

Single 1 3 0

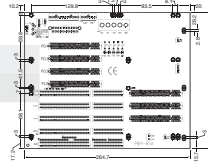
Dimension

264.2 x 92 mm (10.4" x 3.6")

Work with SBC

Full size series (Page 3-1)

PBPI-8SA



System **PCIMG** **PCI** **ISA**

Single 2 4 3

Dimension

264.7 x 217.7 mm (10.4" x 8.6")

Work with Industrial Chassis

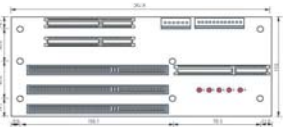
IEC-780A (Page 10-15)

IEC-7853 (Page 10-14)

Work with SBC

Full size series (Page 3-1)

PBPI-5S



System **PCIMG** **PCI** **ISA**

Single 1 2 2

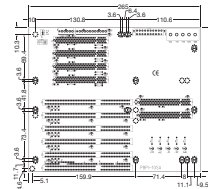
Dimension

254 x 110 mm (10" x 4.3")

Work with SBC

Full size series (Page 3-1)

PBPI-10SA



System **PCIMG** **PCI** **ISA**

Single 2 4 4

Dimension

265 x 222 mm (10.4" x 8.7")

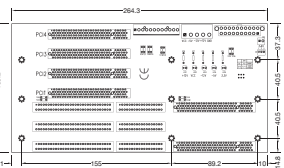
Work with Industrial Chassis

IEC-780B (Page 10-15)

Work with SBC

Full size series (Page 3-1)

PBPI-6SA



System **PCIMG** **PCI** **ISA**

Single 2 4 1

Dimension

264.3 x 133.2 mm (10.4" x 5.3")

Work with Industrial Chassis

IEC-761 (Page 10-11)

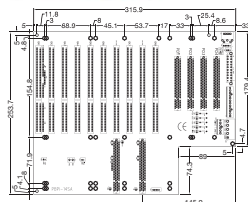
IEC-7652 (Page 10-12)

IEC-7653 (Page 10-14)

Work with SBC

Full size series (Page 3-1)

PBPI-14SA



System **PCIMG** **PCI** **ISA**

Single 2 4 8

Dimension

315.9 x 253.7 mm (12.4" x 10")

Work with Industrial Chassis

IEC-822B (Page 10-3)

IEC-830B (Page 10-4)

Work with SBC

Full size series (Page 3-1)

REMARK

PBPI stands for Passive Backplane PCI/ISA